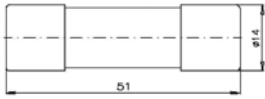
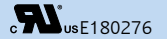
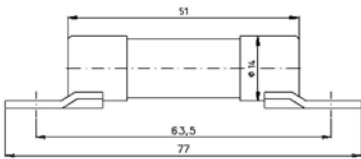


**DC 700 V**  $\varnothing$  14 x 51 mm



50 201 06



50 202 06

Verpackungseinheit / Packing unit: 10 Stück / 10 pieces

Betriebsklasse / Class <b>aR</b>	<b>UL 248-13</b>
-------------------------------------	------------------

Bemessungs- spannung Rated Voltage	Artikel Nr. Article No	Größe Size	Bemessungsstrom Rated Current
V			A
DC 700	50 201 06	$\varnothing$ 14 x 51 mm	10-63
	50 202 06	Stichmaß 63.5 mm	

Bemessungsausschaltvermögen / Rated breaking capacity 50 kA (DC 700 V)

Bemessungsstrom Rated Current	Artikel Nr. Article No.		Gewicht Weight	Approbationen Approvals	Schmelzintegral Pre-Arcing- I <sup>2</sup> t-Value	Ausschaltintegral Total I <sup>2</sup> t-Value	Leistungs- abgabe Power Loss
A			kg / 1	UL rec.	A <sup>2</sup> s	A <sup>2</sup> s	W
10	50 201 06.10	50 202 06.10	0,02	*	12	67	1,1
12	50 201 06.12	50 202 06.12	0,02	*	20	120	1,2
16	50 201 06.16	50 202 06.16	0,02	*	32	190	2,0
20	50 201 06.20	50 202 06.20	0,02	*	63	360	2,3
25	50 201 06.25	50 202 06.25	0,02	*	82	480	3,1
32	50 201 06.32	50 202 06.32	0,02	*	130	740	4,1
40	50 201 06.40	50 202 06.40	0,02	*	250	1.460	4,6
50	50 201 06.50	50 202 06.50	0,02	*	330	1.900	7
63	50 201 06.63	50 202 06.63	0,02	*	512	3.900	9,5

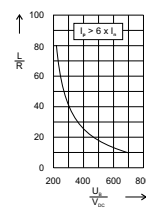
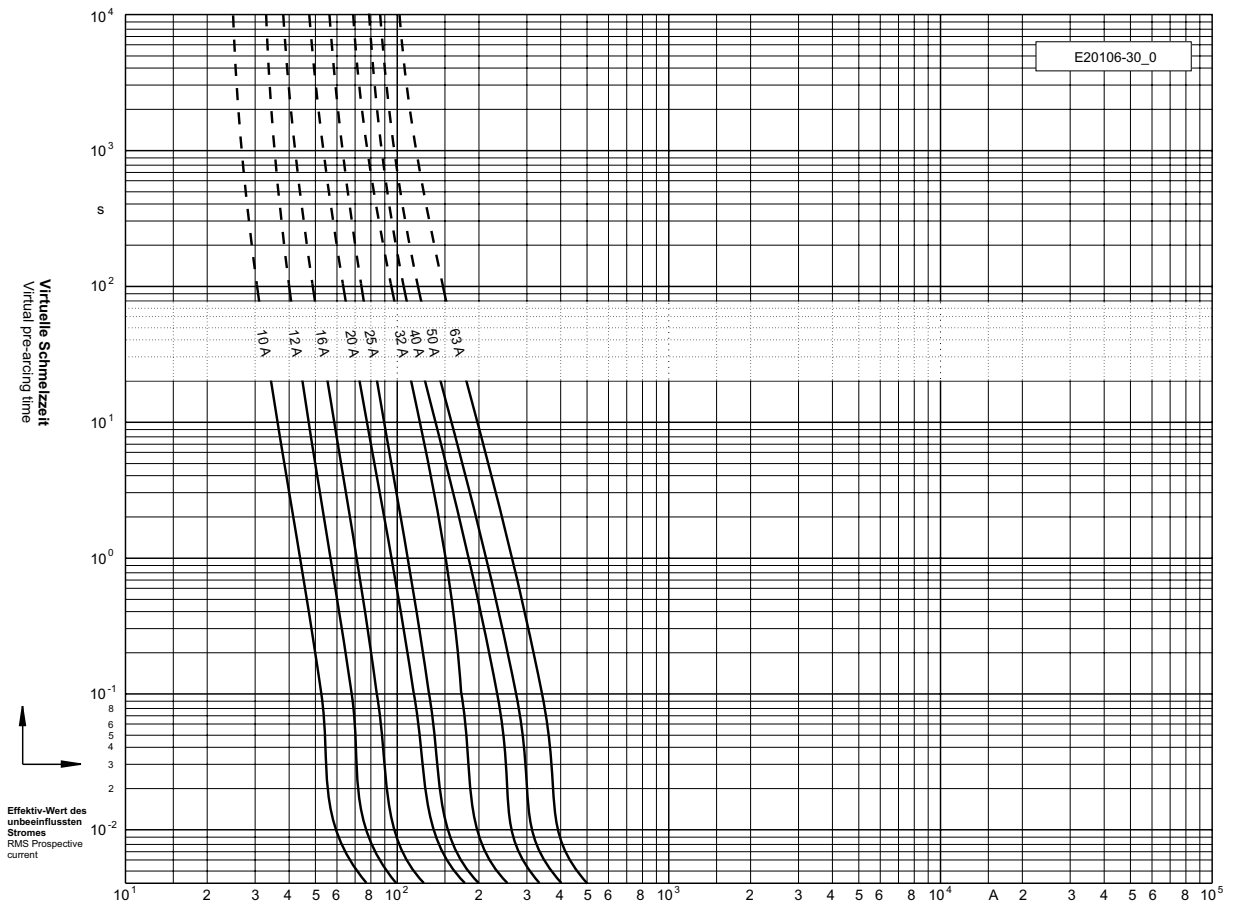
Applikationskoeffizienten / Application coefficients (Weiterführende Informationen siehe Seite 13 / for more information see page 13)

a	A2	B1 max.	B2	Cf3
130	0,55	1,25	0,6	0,8

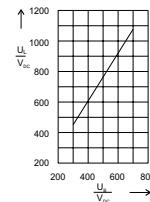
**DC 700 V**  $\varnothing$  14 x 51 mm

c **RU** usE180276

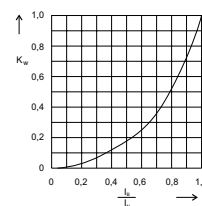
**Zeit/Strom-Kennlinien**  
Time-current characteristics



**DC-Anwendung**  
DC-Application



**Schaltspannungsdiagramm**  
Arc Voltage-Diagram



**Umrechnungsfaktor der Leistungsabgabe**  
Reduction factor for power Loss