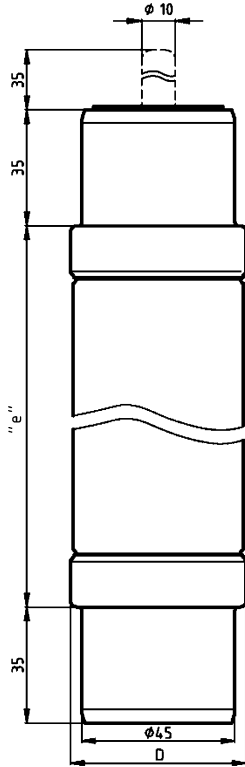



**6/12 kV**

"e" = 442 mm



**Einsatz / Application**

Für Innen- und Freiluftanwendungen / Indoor and outdoor application

**Verpackung / Packing** 1 Stück / 1 pieces

Betriebsklasse / Class	<b>IEC 60282-1</b>	<b>VDE 0670-4</b>
Teilbereich / Back-up	<b>DIN 43 625</b>	<b>IEC 60644</b>

Bemessungs- spannung Rated Voltage	Artikel Article	Bemessungsstrom Rated Current	Länge "e" Length "e"	Durchmesser D Diameter D	Anzahl Siche- rungen Number of Barrels
kV		A	mm	mm	
6/12	30 101 53	50 - 63	442	53	1
	30 102 53	80 - 125		67	1
	30 103 53	160		85	1
	30 103 54	200		85	1

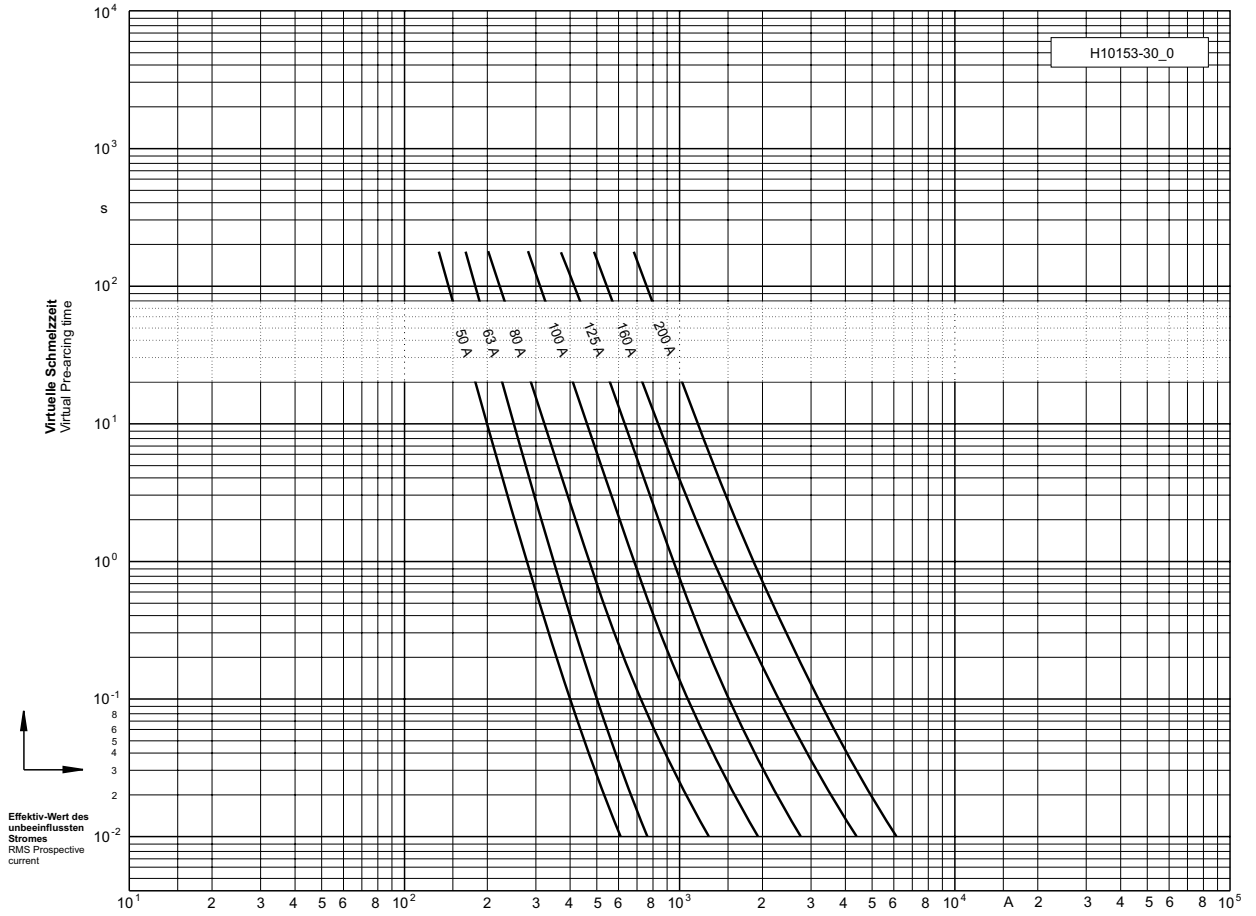
Bemessungsstrom Rated Current	Artikel Nr. Article No.	Gewicht Weight	Bemessungs- ausschaltstrom Rated Breaking Current - I <sub>1</sub>	Minimaler Ausschalt- strom Min. Breaking Current - I <sub>3</sub>	Schmelzintegral Pre-Arcing-I <sup>2</sup> t- Value	Ausschaltin- tegral Total I <sup>2</sup> t-Value	Leistungs- abgabe Power Loss	Kaltwider- stand Cold Resi- stance
A		kg/1	kA	A	A <sup>2</sup> s	A <sup>2</sup> s	W	mΩ
50	30 101 53.50	1,6	50	140	3.400	16.000	60	18
63	30 101 53.63	1,6	50	165	5.400	25.000	69	15
80	30 102 53.80	2,0	50	200	6.200	29.000	73	13
100	30 102 53.100	2,0	50	285	14.000	65.000	95	8,5
125	30 102 53.125	2,0	50	375	25.000	115.000	131	6,3
160	30 103 53.160	3,8	50	490	64.000	295.000	149	4
200	30 103 54.200	3,8	50	690	121.000	559.000	174	3



**6/12 kV**

**"e" = 442 mm**

**Zeit/Strom-Kennlinie**  
Time-current characteristic



**Durchlass-Strom**  
Cut-off current

