



British Style BS 88

690V 6-700A

Type	Rated Current RMS-Amps	Electrical Characteristics				Ordering Information			Dimensions	Curves
		I ² t (A ² S)				Part Number	Carton Qty.	Carton Weight (kg)	Figure Number	BIF #
		Pre-arc	Clearing at 415V	Clearing at 660V	Watts Loss					
CT	6	1.8	8.5	12	2	6CT	20	0.160	Fig. 1	
	10	7	30	48	3	10CT				
	12	10	40	65	3	12CT				
	16	16	66	110	7	16CT				
	20	32	150	220	7	20CT				
ET	25	25	150	250	7	25ET	10	0.420	Fig. 2	35785312
	32	32	190	350	11	32ET				
	35	52	310	500	11	35ET				
	40	103	600	900	9	40ET				
	45	103	680	1100	11	45ET				
	56	135	950	1500	14	56ET				
	63	171	1200	2000	16	63ET				
	80	360	2500	4000	18	80ET				
FE	35	33	130	200	9	35FE	10	0.420	Fig. 2	35785314
	40	52	180	300	9	40FE				
	45	76	270	450	11	45FE				
	50	103	380	600	11	50FE				
	63	135	480	750	12	63FE				
	71	210	600	950	17	71FE				
	80	250	900	1500	20	80FE				
	90	360	1300	2100	20	90FE				
	100	470	1800	2800	23	100FE				
	EET	90	490	3000	4500	19				
110		600	4000	6500	27	110EET				
140		1050	7000	12000	35	140EET				
160		1500	10000	17000	39	160EET				
FEE	100	400	1600	2400	24	100FEE	5	0.450	Fig. 3	35785292
	120	540	1900	3100	32	120FEE				
	140	850	2500	3800	36	140FEE				
	160	1000	3700	5700	46	160FEE				
	180	1400	5300	8400	46	180FEE				
	200	1900	7100	11400	52	200FEE				
FM	180	1400	7500	13500	40	180FM	1	0.240	Fig. 4	35785314
	200	2600	10500	18500	40	200FM				
	225	3700	14500	26500	44	225FM				
	250	5200	20500	37500	48	250FM				
	280	7000	30500	55000	48	280FM				
	315	10000	40000	77000	55	315FM				
	350	15000	60000	105000	55	350FM				
FMM	400	10000	40000	72500	85	400FMM	1	0.450	Fig. 5	35785292
	450	15000	60000	105000	90	450FMM				
	500	20000	82000	150000	100	500FMM				
	550	30000	120000	215000	100	550FMM				
	630	45000	180000	310000	100	630FMM				
	700	60000	245000	420000	120	700FMM				
MT††	160	2400	15000	25000	26	160MT	1	0.260	Fig. 4	35785313
	180	3800	25000	38000	26	180MT				
	200	6000	40000	58000	27	200MT				
	250	11500	80000	110000	32	250MT				
	280	16500	100000	150000	35	280MT				
	315	19000	125000	180000	42	315MT				
	355	22000	160000	200000	51	355MT				
MMT††	180	1650	12000	18000	42	180MMT	1	.0470	Fig. 5	35785311
	200	2200	16000	23000	42	200MMT				
	225	3700	26000	40000	42	225MMT				
	280	6600	47000	70000	47	280MMT				
	315	8600	62000	91000	51	315MMT				
	355	13500	97000	140000	54	355MMT				
	400	21000	150000	220000	60	400MMT				
	450	30000	220000	320000	57	450MMT				
	500	42000	300000	450000	64	500MMT				
	560	60000	430000	640000	64	560MMT				
	630	68500	500000	720000	86	630MMT				
710	78000	600000	850000	105	710MMT					

† U.L. Recognition on CT, ET, FE, EET, FEE, FM, & FMM. 1 kg = 2.2 lbs 1 lb = 0.45 kg

†† 350 Vdc (IEC) rating. Consult Bussmann for U.L. Recognition status.

- Interrupting rating 200kA RMS Symmetrical.
- (500 Vdc/Interrupting rating 50ka) U.L. Recognition for CT, ET, FE, EET, FEE, FM & FMM.
- Watts loss provided at rated current.
- Note: FC, 8ET, 12ET, 15ET, 20ET, 65EET and 75EET are available for replacement purposes on existing equipment.



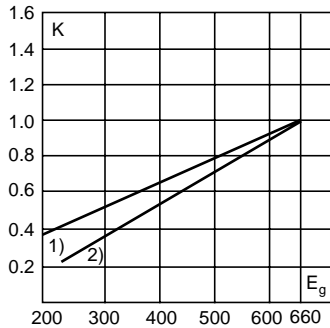
British Style BS 88

690V 6-700A

Electrical Characteristics

Total Clearing I²t

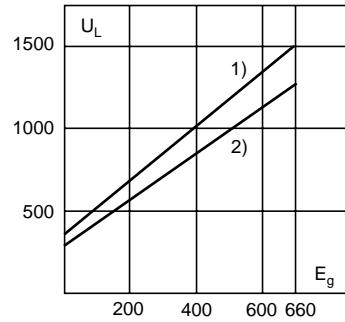
The total clearing I²t at rated voltage and at power factor of 15% are given in the electrical characteristics. For other voltages, the clearing I²t is found by multiplying by correction factor, K, given as a function of applied working voltage, E_g, (RMS).



1) CT, ET, EET, FE, FEE, MT, MMT
2) FM, FMM

Arc Voltage

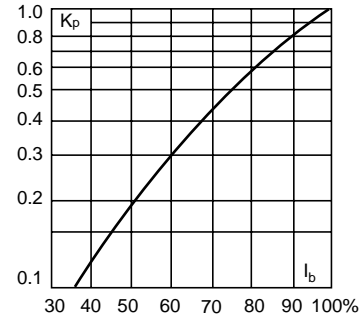
This curve gives the peak arc voltage, U_L, which may appear across the fuse during its operation as a function of the applied working voltage, E_g, (RMS) at a power factor of 15%.



1) CT
2) ET, FE, EET, FEE, FM, FMM

Power Losses

Watts loss at rated current is given in the electrical characteristics. The curve allows the calculation of the power losses at load currents lower than the rated current. The correction factor, K_p, is given as a function of the RMS load current, I_b, in % of the rated current.



Dimensions

Fig. 1: CT

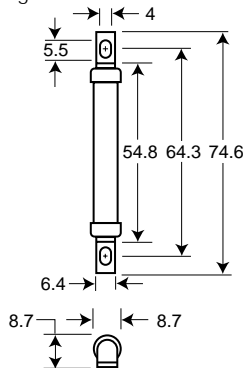


Fig. 2: ET, FE

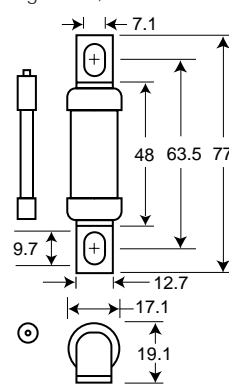


Fig. 3: EET, FEE

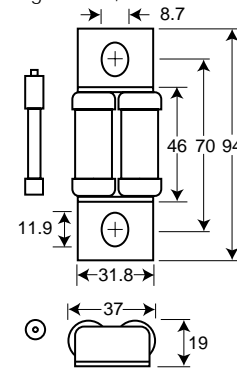


Fig. 4: FM, MT

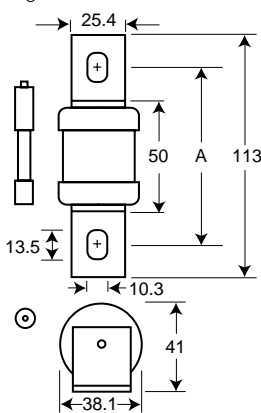
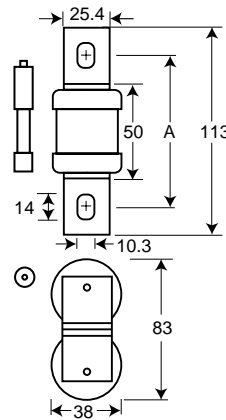


Fig. 5: FMM, MMT



Type	"A" Dimension
FM	80-85
FMM	80-85
MT	85
MMT	85

Dimensions in mm.
1mm = 0.0394" 1" = 25.4mm

The only controlled copy of this BIF document is the electronic read-only version located on the Bussmann Network Drive. All other copies of this document are by definition uncontrolled. This bulletin is intended to clearly present comprehensive product data and provide technical information that will help the end user with design applications. Bussmann reserves the right, without notice, to change design or construction of any products and to discontinue or limit distribution of any products. Bussmann also reserves the right to change or update, without notice, any technical information contained in this bulletin. Once a product has been selected, it should be tested by the user in all possible applications.

Mouser Electronics

Authorized Distributor

Click to View Pricing, Inventory, Delivery & Lifecycle Information:

Cooper Bussmann:

[180FEE](#) [180MMT](#) [180MT](#) [200FEE](#) [200FM](#) [200MMT](#) [200MT](#) [20CT](#) [225MMT](#) [250MT](#) [280FM](#) [280MMT](#) [280MT](#)
[2CT](#) [315BMT](#) [315LMT](#) [315MMT](#) [315MT](#) [32LET](#) [350FM](#) [355MMT](#) [355MT](#) [400FMM](#) [400LMT](#) [400MMT](#) [450FMM](#)
[450LMT](#) [450MMT](#) [45CJ](#) [45FE](#) [500CJ](#) [500CMMT](#) [500FMM](#) [500LMMT](#) [500MMT](#)