

Surface Mount Fuse, 11 x 4.6 mm, Time-Lag T, 250 VAC



UL 248-14 · 250VAC · Time-Lag T



Description

- Directly solderable on printed circuit boards

Standards

- UL 248-14
- CSA C22.2 no. 248.14

Approvals

- UL File Number: E41599
- CSA File Number: 51172

Applications

- Primary Protection on SMD PCB

References

[Packaging Details](#)

Weblinks

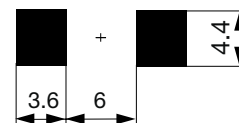
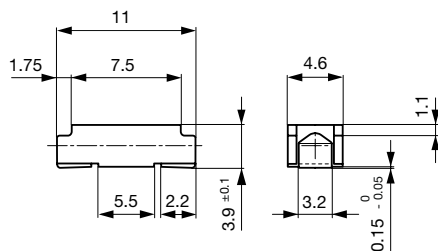
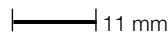
[pdf](#), [html](#), [General Product Information](#), [Approvals](#), [RoHS](#), [CHINA-RoHS](#), [e-Store](#), [SCHURTER-Stock-Check](#), [Distributor-Stock-Check](#)

Technical Data

Rated Voltage	125 - 250VAC
Rated Current	0.75 - 5A
Breaking Capacity	50A - 100A
Characteristic	Time-Lag T
Mounting	PCB,SMT
Admissible Ambient Air Temp.	-55°C to 125°C
Climatic Category	55/125/21 acc. to IEC 60068-1
Material: Housing	Thermoplastic, UL 94V-0
Material: Terminals	Tin-Plated Copper Alloy
Unit Weight	0.36 g
Storage Conditions	0°C to 60°C, max. 70% r.h.
Product Marking	Type, Current, Approvals

Soldering Methods	Reflow, Wave
Solderability	245°C / 3 sec acc. to IEC 60068-2-58, Test Td
Resistance to Soldering Heat	260°C / 10 sec acc. to IEC 60068-2-58, Test Td
Moisture Resistance Test	MIL-STD-202, Method 106E (50 cycles in a temp./mister chamber)
Terminal Strength	MIL-STD-202, Method 211A (Deflection of board 1 mm for 1 minute)
Thermal Shock	MIL-STD-202, Method 107D (200 air-to-air cycles from -55 to +125°C)
Case Resistance	acc. to EIA/IS-722, Test 4.7 >100 MΩ (between leads and body)
Mechanical Shock	MIL-STD-202, Method 213B (Shock 50gn, half sine wave, 11 ms)
Vibration, High Frequency	MIL-STD-202, Method 204D (Shock 20 gn, 20 min, 10-2 kHz, 12 cyc.)
Resistance to Solvents	MIL-STD-202, Method 215A
Flammability	UL 94V-1 (acc. to EIA/IS-722, Test 4.12)

Dimensions



Soldering pads

Pre-Arcing Time

Rated Current I_n	1.0 x I_n min.	2.0 x I_n min.	2.0 x I_n max.	3.0 x I_n min.	3.0 x I_n max.	8.0 x I_n min.	8.0 x I_n max.
0.75 A - 5 A	4 h	100 ms	60 s	70 ms	3 s	5 ms	50 ms

Variants

Rated Current [A]	Rated Voltage [VAC]	Breaking Capacity	Voltage Drop 1.0 I_n typ. [mV]	Power Dissipation 1.0 I_n typ. [mW]	Melting I ² t 8.0 I_n typ. [A ² s]	UL US CCC	Order Number
0.75	250	1)	200	150	0.36	● ●	3403.0129.xx
1	250	1)	146	146	0.99	● ●	3403.0116.xx
1.25	250	1)	89	111	1	● ●	3403.0117.xx
1.5	250	2)	74	111	2	● ●	3403.0130.xx
2	250	2)	69	138	4	● ●	3403.0119.xx
2.5	125	3)	68	170	7	● ●	3403.0120.xx
3	125	3)	62	186	12	● ●	3403.0131.xx
3.5	125	3)	60	210	19	● ●	3403.0132.xx
4	125	3)	60	240	23	● ●	3403.0122.xx
5	125	3)	57	285	37	● ●	3403.0123.xx

1) 100 A @ 250 VAC

2) 50 A @ 250 VAC

3) 100 A @ 125 VAC

Packaging Unit

.xx = .11 Plastic Bag (100 pcs.)

.xx = .24 Blister Tape 33 cm Reel (2000 pcs.)

Time-Current-Curves

