


Shock-Safe Fuseholder, 5 x 20 mm, Slot/Fingergrip, vertical, IEC 60335-1



Fingergrip

250 VAC · 2.5 W / 10 A (VDE) 16 A (UL/CSA)

**Description**

- Meets the new requirements of IEC 60335-1 Ed. 4.0 for appliances in unattended use (clause 30.2.3). This includes the enhanced requirements of glow wire tests acc. to IEC 60695-2-11 to -13. Order numbers: xxxx.xxxx.15
- Vertical style

Standards

- IEC 60127-6
- UL 4248-1 / UL 512
- CSA C22.2 no. 39

Approvals

- VDE Certificate Number: 129098
- UL File Number: E39328
- CSA File Number: 38456


Applications

- Industrial electronic
- Household appliances
- Medical equipments

References**Weblinks**

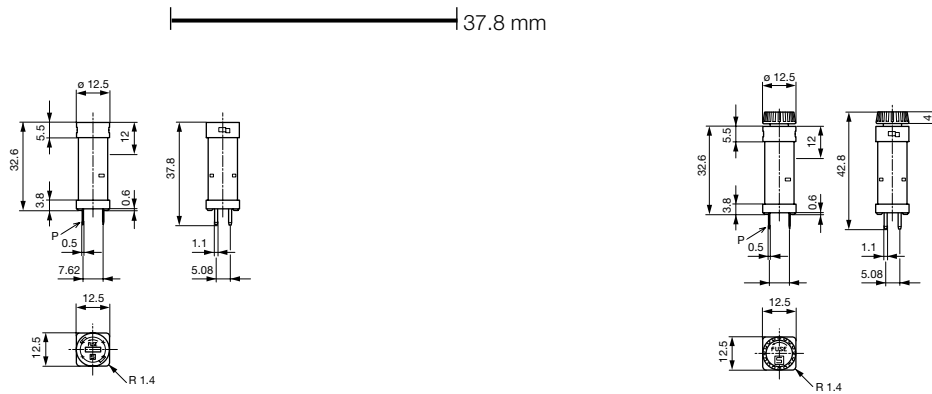
[pdf](#), [General Product Information](#), [Approvals](#), [RoHS](#), [CHINA-RoHS](#), [e-Store](#), [SCHURTER-Stock-Check](#), [Distributor-Stock-Check](#)

Technical Data

Shocksafe Category	PC2
Fuse-Link	5 x 20 mm
Mounting	PCB
Terminal	Solder THT
Rated Voltage	250 VAC
Rated Current	10 A (VDE), 16 A (UL/CSA)
Rated Power Acceptance IEC	2.5 W / 10 A @ Ta 23 °C Admissible power acceptance at higher ambient temperature see derating curves
Degree of Protection	IP 40
Protection Class	Suitable for appliances with protection class 1 or 2 acc. to IEC 61140
Admissible Ambient Air Temp.	-40 °C to 85 °C
Climatic Category	40/085/21 acc. to IEC 60068-1
Material: Socket	Thermoplastic, black, UL 94V-0
Material: Terminals	Tin-Plated Copper Alloy
Unit Weight (Socket/Cap)	4.66 g
Storage Conditions	0 °C to 60 °C, max. 70% r.h.
Product Marking	 Type, Voltage, Power Acc./Current Rating, Approvals

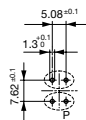
Soldering Methods	Wave
Solderability	235 °C / 2 sec acc. to IEC 60068-2-20, Test Ta, method 1
Resistance to Soldering Heat	260 °C / 10 sec acc. to IEC 60068-2-20, Test Tb, method 1A
Contact Resistance	< 5 mΩ at 20 mV
Dielectric Strength	> 3 kV between L-N (50 Hz; 1 min)
Impulse Withstand Voltage	> 2.5 kV between L-N
Insulation Resistance	> 10 MΩ between L-N (500 VDC; 1 min)
Overvoltage Category	I - II acc. to IEC 60664-1
Pollution Degree	1 - 3 acc. to IEC 60664-1
Resistance to Vibration	acc. to IEC 60068-2-6, test Fc

Abmessungen



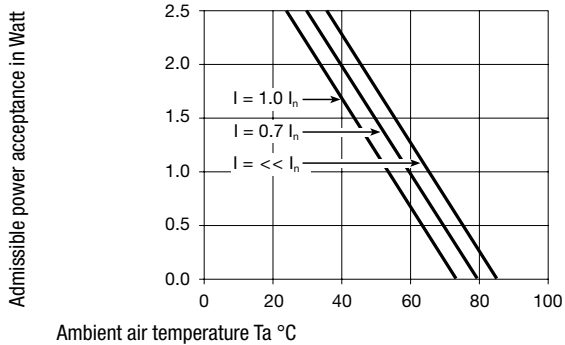
Variant 3101.0040

Variant Fingergrip 3101.0045



Drilling diagram

Derating Curves



Variants

Holder	Cap	Terminal	Material	Remark	Order Number
●	Slot Knob	Straight	Thermoplastic	-	3101.0040
●	Fingergrip	Straight	Thermoplastic	-	3101.0045

Spec. thermoplastic meet the new requirements of IEC 60335-1 Ed. 4.0 for appliances in unattended use (clause 30.2.3). This includes the enhanced requirements of glow wire tests acc. to IEC 60695-2-11 to -13.

White and grey colours available on request

Packaging Unit Bulk 186 x 91 x 91 mm (100 pcs.)