

Shock-Safe Fuseholder, 5 x 20 mm, Slot/Fingerrip, PC3, medical



Fingerrip



captive fuse carrier

250 VAC · 2.5W/10A (VDE)10A (UL/CSA)

**Description**

- Shocksafe category PC3
- Captive Fuse-Carrier, Slotted or Fingerrip

Standards

- IEC 60127-6
- UL 4248-1 / UL 512
- CSA C22.2 no. 39

Approvals

- VDE Certificate Number: 135561
- UL File Number: E39328
- CSA File Number: 38456

Applications

- Medical equipments

References**Weblinks**

[pdf](#), [html](#), [General Product Information](#), [Approvals](#), [RoHS](#), [CHINA-RoHS](#), [e-Store](#), [SCHURTER-Stock-Check](#), [Distributor-Stock-Check](#)

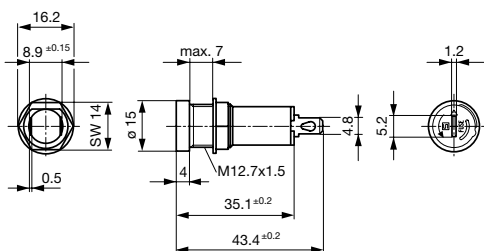
Technical Data

Shocksafe Category	PC3
Fuse-Link	5 x 20 mm
Mounting	Panel Mount, Front-Side
Mounting	Fixing Nut
Terminal	Solder or Quick-Connect 4.8 x 0.5 mm
Rated Voltage	250 VAC
Rated Current	10A (VDE), 10A (UL/CSA)
Rated Power Acceptance IEC	2.5W / 10A @ Ta 23°C Admissible power acceptance at higher ambient temperature see derating curves
Degree of Protection	IP 40
Protection Class	Suitable for appliances with protection class 1 or 2 acc. to IEC 61140
Admissible Ambient Air Temp.	-40°C to 85°C
Climatic Category	40/085/21 acc. to IEC 60068-1
Material: Socket	Thermoplastic, black, UL 94V-0
Material: Terminals	Tin-Plated Copper Alloy
Unit Weight (Socket/Cap)	5.62 g
Storage Conditions	0°C to 60°C, max. 70% r.h.
Product Marking	Type, Voltage, Approvals

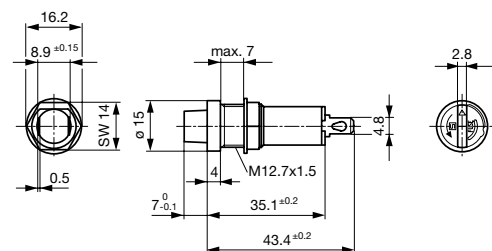
Soldering Methods	Iron
Solderability	350°C / 2 sec acc. to IEC 60068-2-20, Test Ta, method 2
Resistance to Soldering Heat	350°C / 10 sec acc. to IEC 60068-2-20, Test Tb, method 2
Contact Resistance	< 5 mΩ at 20 mV
Dielectric Strength	> 3kV between L-N > 4kV between L/N-PE (50Hz; 1 min)
Impulse Withstand Voltage	> 4kV between L-N > 6kV between L/N-PE
Insulation Resistance	> 10 MΩ between L-N > 100 MΩ between L/N-PE (500 VDC; 1 min)
Overvoltage Category	I - III acc. to IEC 60664-1
Pollution Degree	1 - 3 acc. to IEC 60664-1
Admissible Torque on Fixing Nut	max 1.2 Nm
Panel Thickness s	max 7 mm

Abmessungen

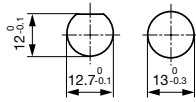
43.4 mm



Variant 0031.3901

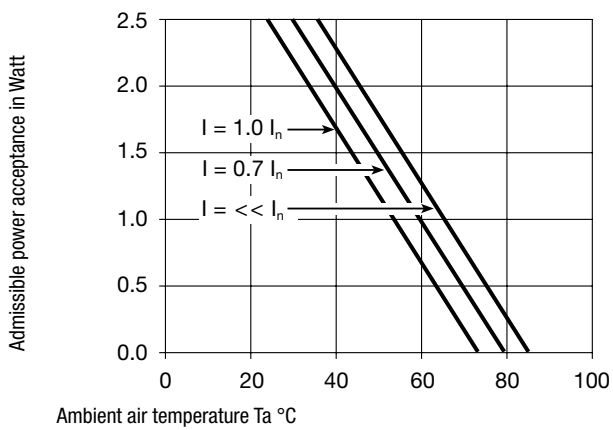


Variant Fingerrip 0031.3911



Mounting holes

Derating Curves



Variants

Holder	Cap	Terminal	Degree of Protection	Order Number
●	Slot Knob	Solder	IP 40	0031.3901
●	Slot Knob	Quick-Connect 4.8 x 0.5 mm	IP 40	0031.3903
●	Fingergrip	Solder	IP 40	0031.3911
●	Fingergrip	Quick-Connect 4.8 x 0.5 mm	IP 40	0031.3913

Packaging Unit Bulk (100 pcs.)