



**1W-H0-06 BZ M12**

Czytnik RFID | 13.56 MHz | Mifare

---

***Karta produktu***



## *Before use...*



*Please do not open the reader and do not make any changes. This results in loss of warranty.*



*In case of any questions please contact with us. We certainly answer to all questions and solve possible problems.*



*Please carefully read the following information before connecting the reader.*



*Please keep in mind, that there are factors as metal surfaces, which can affect on radio communication and correct reader operation. It is advisable to consult the mounting conditions before use with our staff.*



*Please contact with us before sending damaged products.*



*We offer possibility to change input voltage range, cable length and terminate it with a plug. Before make an order please contact with us to determine the details.*



## General information

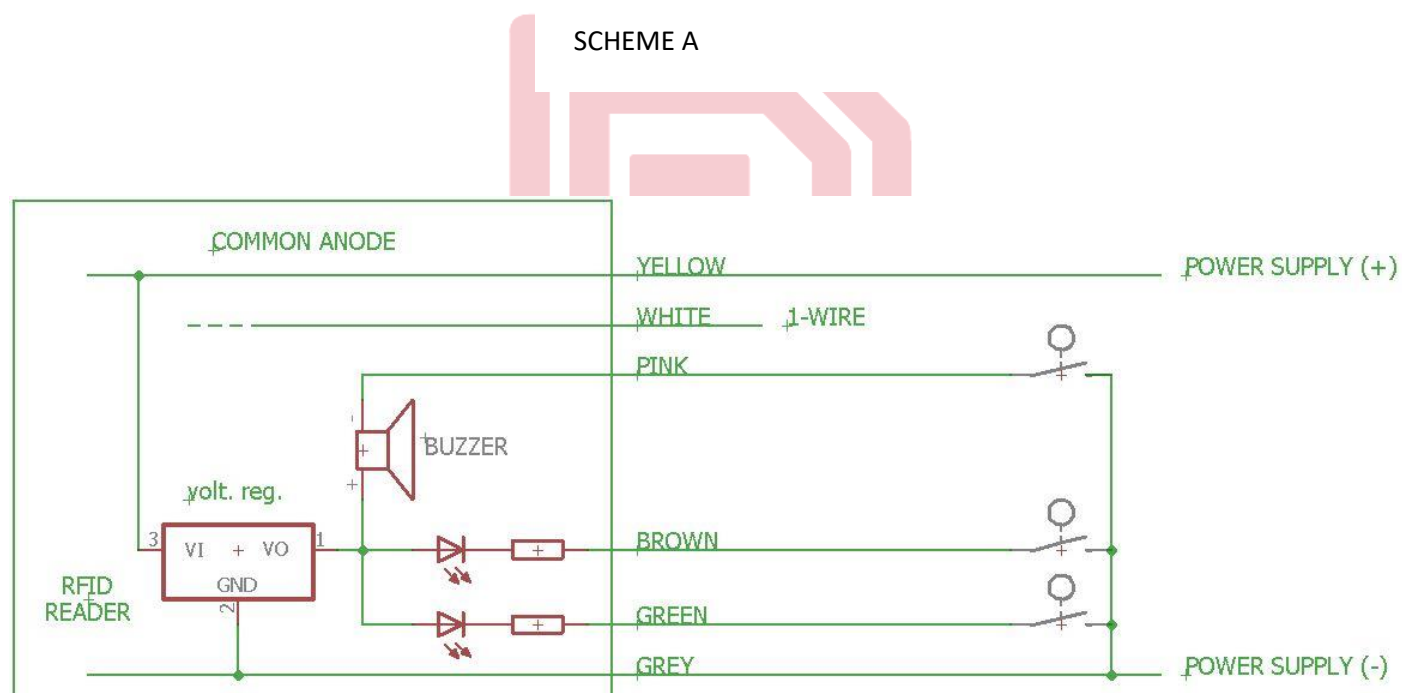
The RFID reader **1W-H0-06 BZ M12** reads identification data (UID) wireless of passive transponders (cards, tags, etc.) compatible with ISO/IEC14443-3-A (e.g. MIFARE cards). The built-in two-color LED and Buzzer for any use.

LEDs are powered by internal voltage regulator via built-in resistors. The light is on when the appropriate LED is connected to the minus of power supply.

BUZZER is activated when appropriate BUZZER output is connected to the minus of power supply.

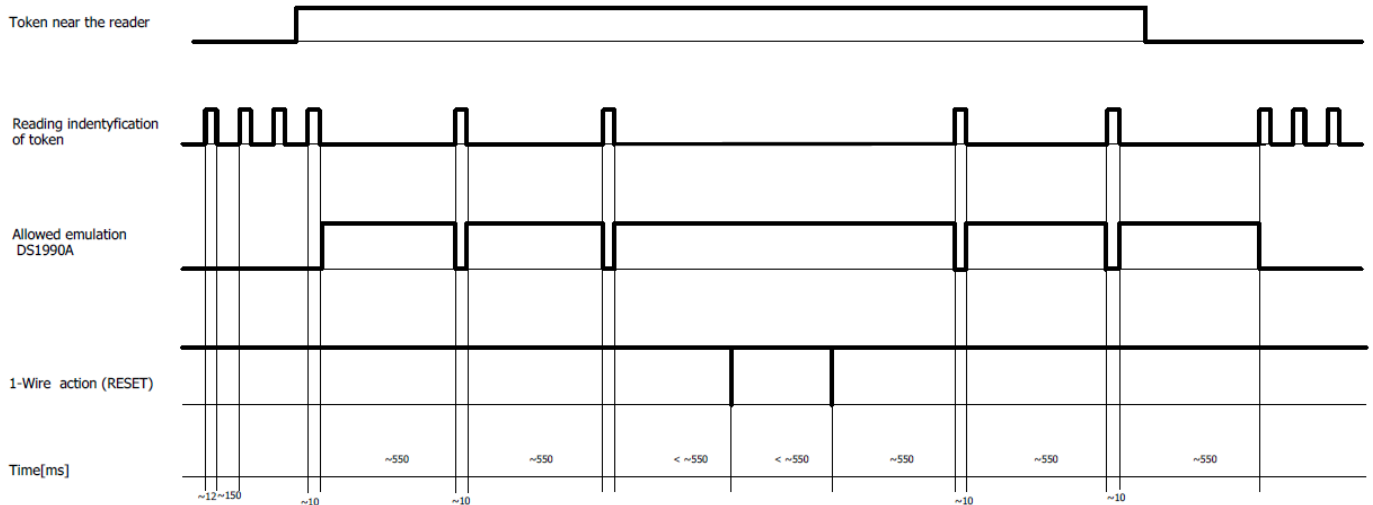
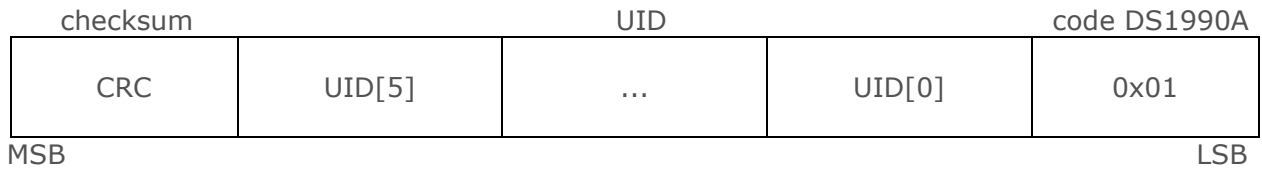
<b>Grey</b>	-	power supply (-)
<b>Yellow</b>	-	power supply (+)
<b>Green</b>	-	green LED
<b>Brown</b>	-	red LED
<b>White</b>	-	1-Wire
<b>Pink</b>	-	Buzzer

The reader should be connected according to the scheme "A".



## DS1990A emulation

The read data are sent via 1-Wire interface, emulating the MAXIM DS1990A. For transponder UIDs of 4 bytes long, the oldest 2 bytes UIDs [4] and UID [5] are sent as 0x00 (zero) while, UIDs of 7 or 10 bytes are sent with 6 least significant UID bytes.

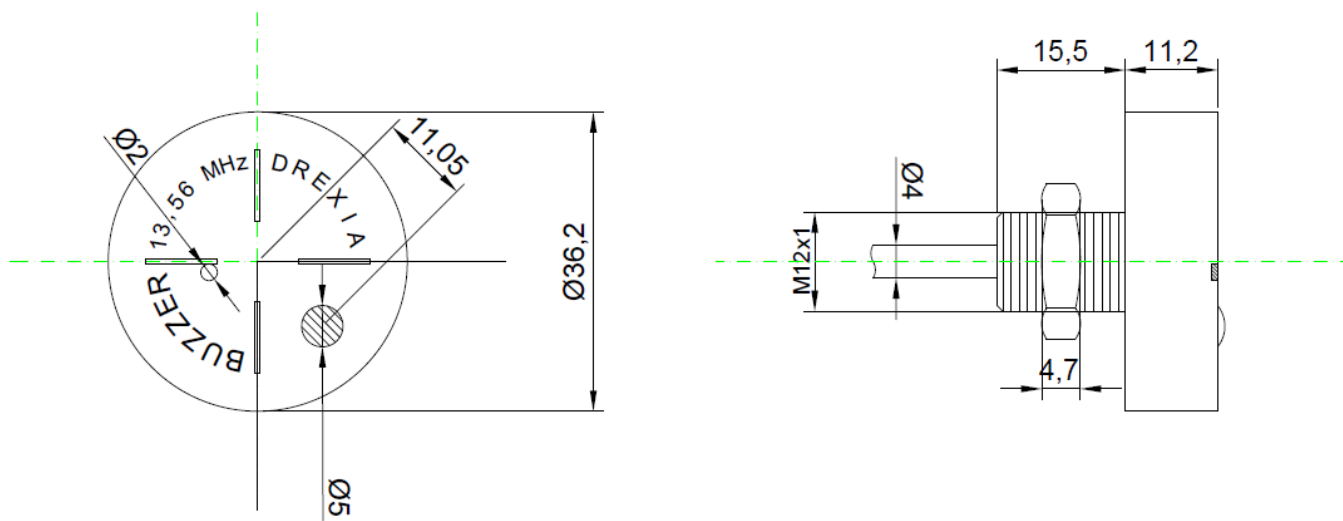


1. The reader is waiting for the proximity of the token (card) trying to read it at a frequency of about 6 times per second. ( $\sim 12$  ms [checking the presence of the card] +  $\sim 150$  ms [gap between successive checks]).

2. After the token is approached, its identifier is read ( $\sim 10$  ms) and it is stored for a period of  $\sim 550$  ms during which it is possible to emulate the read number as the MAXIM iButton DS1990A.

3. If during this  $\sim 550$  ms on the 1-wire bus no RESET pulse initiating the transmission appears, the identifier is forgotten and the reading is repeated. Otherwise, the time of remember the identifier will be extended for another 550 ms from the moment of the RESET pulse.

## External dimensions



## Technical Data

<b>Power supply</b>	6,5-30 V DC (5-15V DC to order)
<b>Nominal power supply voltage</b>	12 V DC
<b>Power supply efficiency</b>	1 A
<b>Peak current</b>	160 mA
<b>Average receiver current</b>	15 mA (without LED)
<b>Peak receiver current</b>	45 mA
<b>Green LED current</b>	7 mA
<b>Red LED current</b>	7 mA
<b>Buzzer current</b>	50 mA
<b>Frequency</b>	13,56 MHz
<b>Type of transponder</b>	ISO/IEC14443-3-A
<b>Surface of the antenna</b>	8,6 cm <sup>2</sup>
<b>Reading range</b>	~4cm
<b>Reading frequency</b>	6/s for identification 2/s when transponder is in range of the reader
<b>Supported 1-Wire commands</b>	0x33 (0x0F) - Read ROM 0xF0 - Search ROM
<b>Mounting method</b>	M12 Thread
<b>Cable length</b>	0,4 m
<b>Reader temperature</b>	-20° C +55° C
<b>ROHS</b>	YES