


WizFi360-EVB-Mini Datasheet

(Version 1.00)



 **WIZnet**

<http://www.wiznet.io>

Document Revision History

Date	Revision	Changes
2019-10-18	V1.0	Official Release

Table of Contents

1. Overview.....	4
2. Features.....	4
2.1. WizFi360.....	4
2.2. ETC.....	5
3. Electrical Specifications.....	5
4. Block Diagram.....	6
5. Callout.....	6
6. Pinout.....	7
7. Schematic & Partlist.....	7
8. Dimension.....	8
9. Important Notice.....	9

1. Overview

This document describes WizFi360-EVB-Mini. WizFi360-EVB-Mini is a compact development board for experiment, test and verification of WizFi360. WizFi360-EVB-Mini is the same form factor as the NodeMCU V2.

WizFi360 is a low cost and low-power consumption industrial-grade Wi-Fi module. It is compatible with IEEE802.11 b/g/n standard and supports Soft-AP, Station and Soft-AP + Station modes. The serial port baud rate can be up to 2Mbps, which can meet the requirement of various applications.

2. Features

2.1. WizFi360

- Wi-Fi 2.4GHz 802.11 b/g/n
- Support Station / Soft-AP / Soft-AP + Station operation modes
- Support "Data pass-through" and "AT command data transfer" mode
- Support serial AT command configuration
- Support TCP Server / TCP Client / UDP operating mode
- Support configuration of operating channel 0 ~ 13
- Support auto 20MHz / 40MHz bandwidth
- Support WPA_PSK / WPA2_PSK encryption
- Serial port baud rate up from 600bps to 2Mbps with 16 common values
- Support up to 5 TCP / UDP links
- Obtaining IP address automatically from the DHCP server (Station mode)
- DHCP service for Wireless LAN clients (AP mode)
- Support DNS for communication with servers by domain name
- Support "Keep-Alive" to monitor TCP connection
- Support "Ping" for monitoring network status
- Built-in SNTP client for receiving the network time
- Support built-in unique MAC address and user configurable

- Support firmware upgrade by UART Download / OTA (via WLAN)
- Industrial grade (operating temperature range: -40 ° C ~ 85 ° C)
- CE, FCC, KC certification

2.2. ETC

- Built-in UART to USB chip
 - CP2104-GM
 - Micro USB B Type Connector

3. Electrical Specifications

Parameters	Min	Typ	Max	Unit
WizFi360 Operation Voltage	3	3.3	3.6	V
Send IEEE802.11b, CCK 11Mbps, POUT = +19 dBm	-	230	290	mA
Send IEEE802.11g, OFDM 54Mbps, POUT = +13.5 dBm	-	210	-	mA
Send IEEE802.11n, OFDM MCS7, POUT = +12 dBm	-	210	-	mA
Receive IEEE802.11 b/g/n	-	100	110	mA
Standby Mode	-	135	-	mA
Modem Sleep Mode	-	20	-	mA
Light Sleep Mode	-	13	-	mA

4. Block Diagram

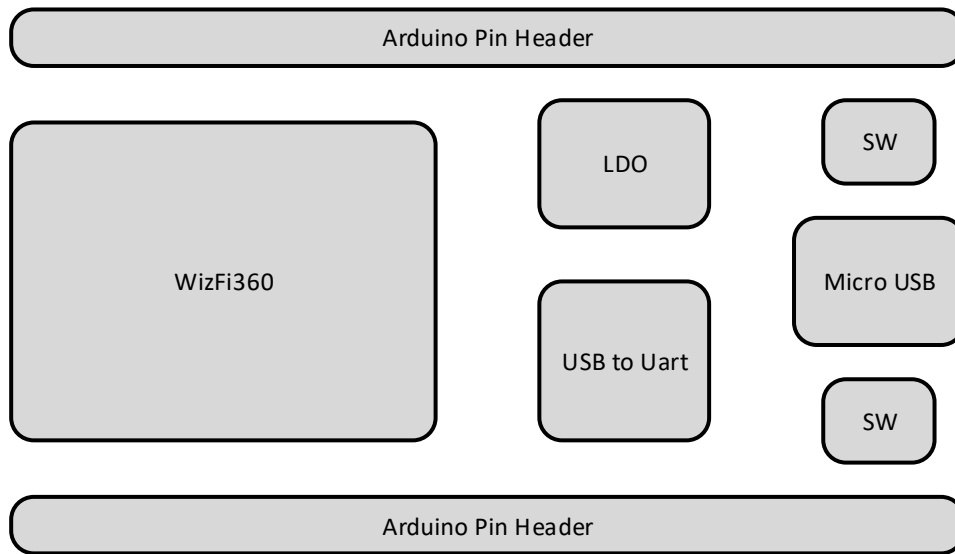


Figure 1. WizFi360-EVB Block Diagram

5. Callout

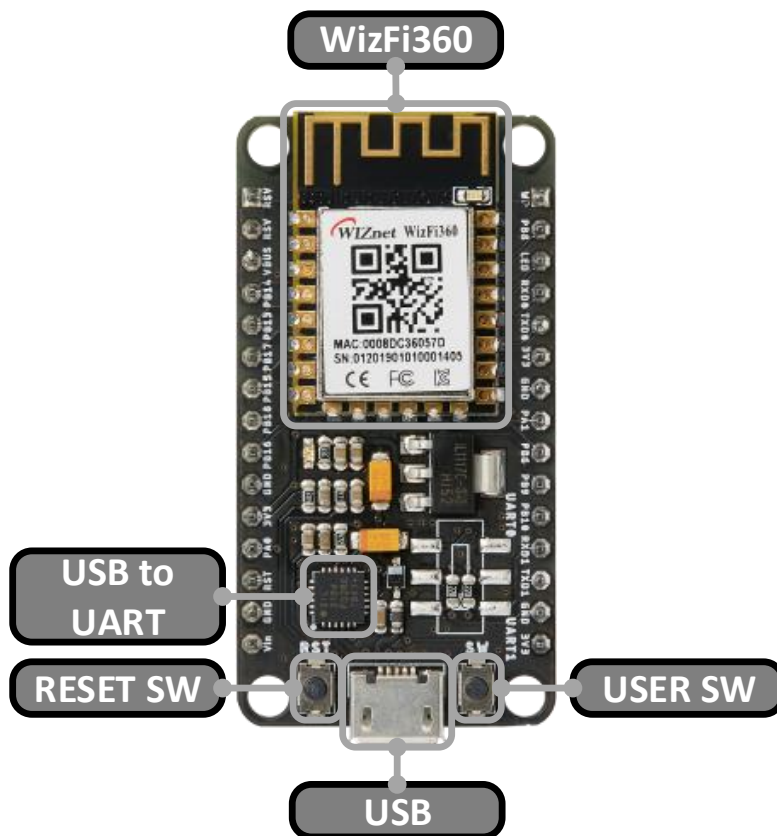


Figure 2. Callout

6. Pinout




Figure 3. Pinout

7. Schematic & Partlist

https://github.com/Wiznet/Hardware-Files-of-WIZnet/tree/master/07_WizFi_Module/WizFi360-EVB-Mini

8. Dimension

The dimension of WizFi360-EVB-mini is the same as NodeMCU V2

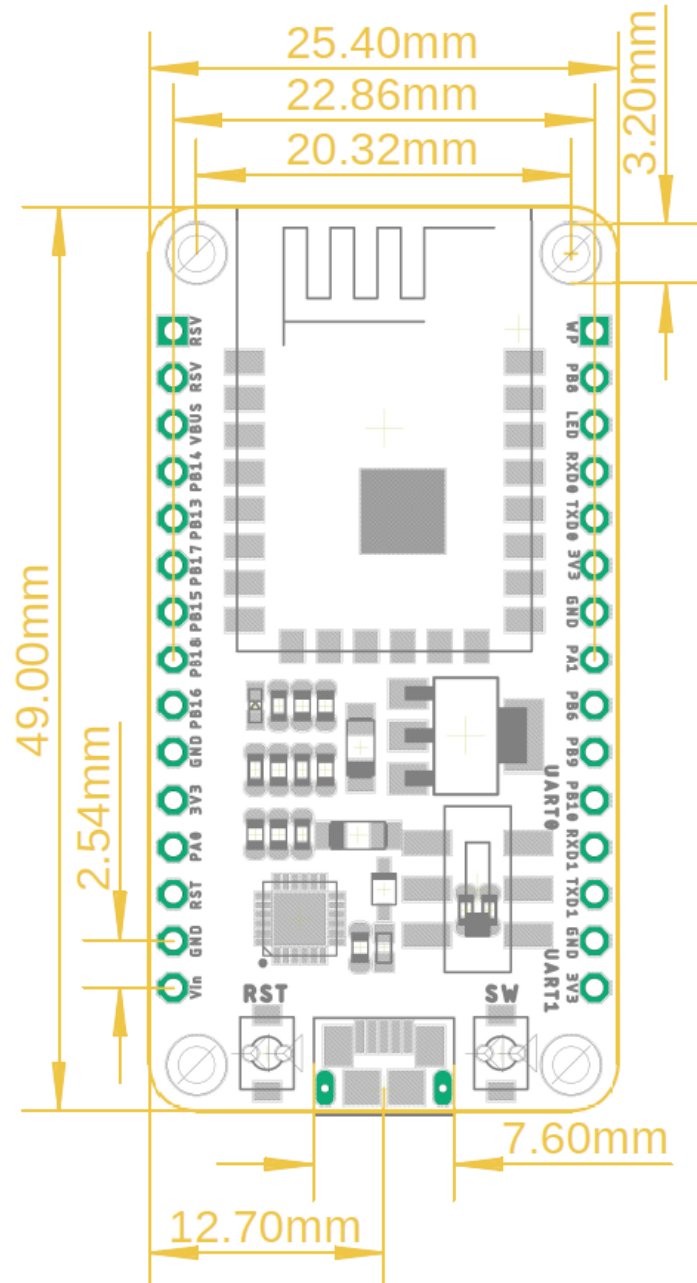


Figure 4. Dimension

9. Important Notice

WIZnet reserves the right to make corrections, modifications, enhancements, improvements and other changes to its products and services at any time, and to discontinue any product or service without notice. Customers should obtain the latest relevant information before placing orders, and should verify that such information is current and complete. All products are sold subject to WIZnet's terms and conditions of sale, supplied at the time of order acknowledgment. Information relating to device applications, and the like, is intended as suggestion only and may be superseded by updates. It is the customer's responsibility to ensure that their application meets their own specifications. WIZnet makes no representation and gives no warranty relating to advice, support or customer product design.

WIZnet assumes no responsibilities or liabilities for the use of any of its products, conveys no license or title under any patent, copyright or mask work rights to these products, and makes no representations or warranties that these products are free from patent, copyright or mask work infringement, unless otherwise specified.

WIZnet products are not intended for use in life support systems/appliances or any systems where product malfunction can reasonably be expected to result in personal injury, death, severe property damage or environmental damage. WIZnet customers using or selling WIZnet products for use in such applications do so at their own risk and agree to fully indemnify WIZnet for any damages resulting from such use.

All trademarks are the property of their respective owners.

Copyright Notice

Copyright 2019 WIZnet Co., Ltd. All Rights Reserved.

Technical Support: <https://forum.wiznet.io/>

Sales & Distribution: sales@wiznet.io

For more information, visit our website at <http://www.wiznet.io/>