


## Motor control power board based on the SLLIMM-nano 2<sup>nd</sup> series

Data brief



- Universal design for further evaluation with bread board and testing pins
- Very compact size
- RoHS compliant

### Description

The STEVAL-IPMNG3Q is a compact motor drive power board based on SLLIMM™-nano (small low-loss intelligent molded module) 2<sup>nd</sup> series product ( STGIPQ3H60T-H ). It provides an affordable and easy-to-use solution for driving high power motors in a wide range of applications such as power white goods, air conditioning, compressors, power fans and 3-phase inverters for motor drives in general.

The IPM itself consists of short-circuit rugged IGBTs and a wide range of features like undervoltage lockout, smart shutdown, internal temperature sensor and NTC, overcurrent protection and internal op-amp.

The main characteristics of this evaluation board are small size, minimal BOM and high efficiency. It features an interface circuit (BUS and V<sub>CC</sub> connectors), bootstrap capacitors, snubber capacitor, hardware short-circuit protection, fault event signal and temperature monitoring. It is designed to work in single- or three-shunt configuration and with triple current sensing options: three dedicated on-board op-amps, op-amps embedded on MCU or single internal IPM op-amp. The Hall/Encoder part completes the circuit.

The system is designed to achieve accurate and fast conditioning of current feedback to satisfy the typical requirements for field oriented control (FOC).

The STEVAL-IPMNG3Q is compatible with ST's control board based on STM32, providing a complete platform for motor control.

### Features

- Input voltage: from 125 to 400 V<sub>DC</sub>
- Nominal power: up to 300 W
- Nominal current: up to 1.8 A
- Input auxiliary voltage: up to 20 V<sub>DC</sub>
- Single- or three-shunt resistors for current sensing (with sensing network)
- Three options for current sensing: dedicated external op-amps, internal SLLIMM-nano op-amp (single) or via MCU
- Overcurrent hardware protection
- IPM temperature monitoring and protection
- Hall sensor or encoder input
- IGBT intelligent power module:
  - 2<sup>nd</sup> series SLLIMM-nano IPM (STGIPQ3H60T-H – full molded package)
- Motor control connector (32 pins) interfacing with ST MCU boards

# Schematic diagrams

Figure 1: STEVAL-IPMNG3Q circuit schematic (1 of 5)

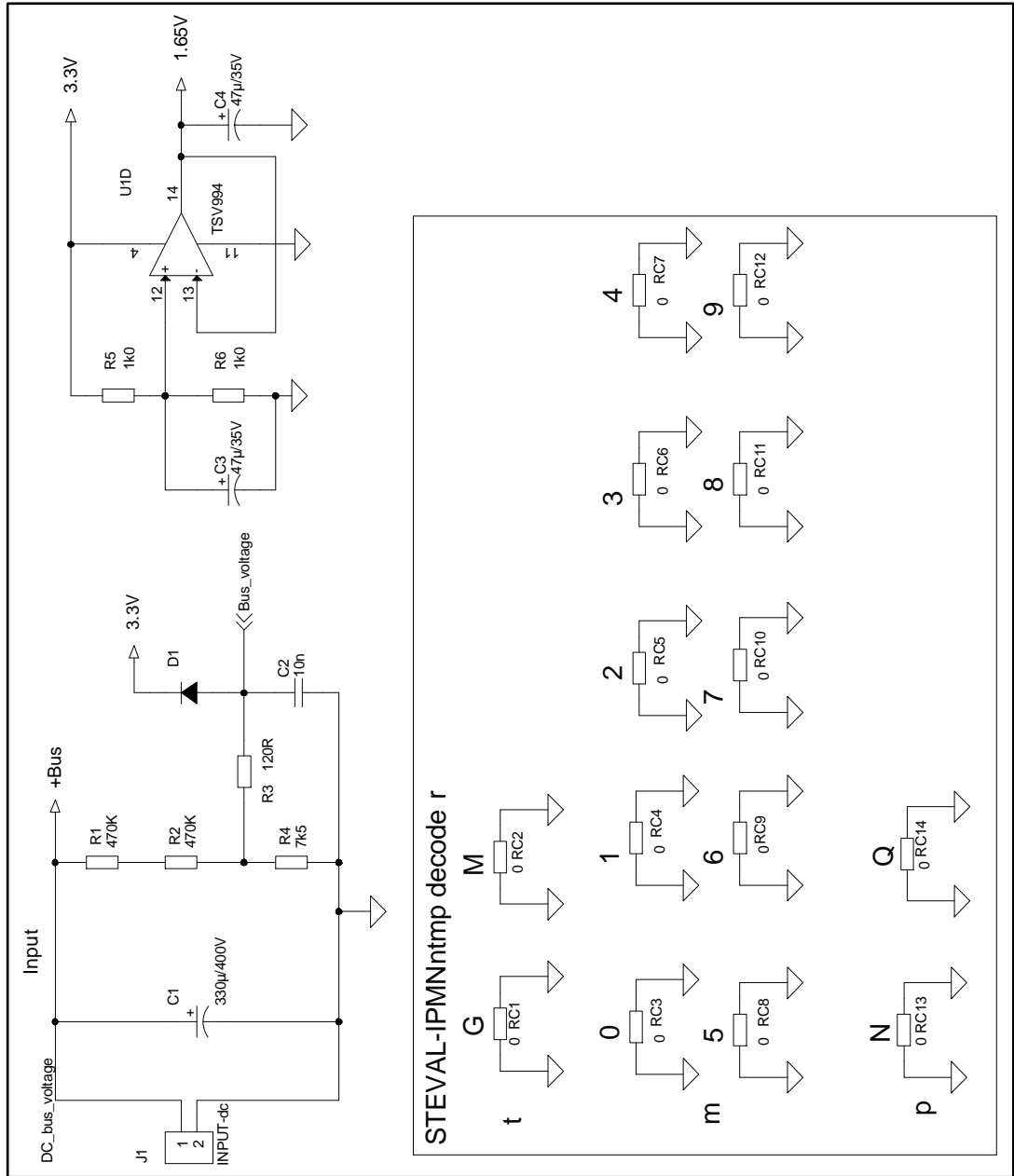


Figure 2: STEVAL-IPMNG3Q circuit schematic (2 of 5)

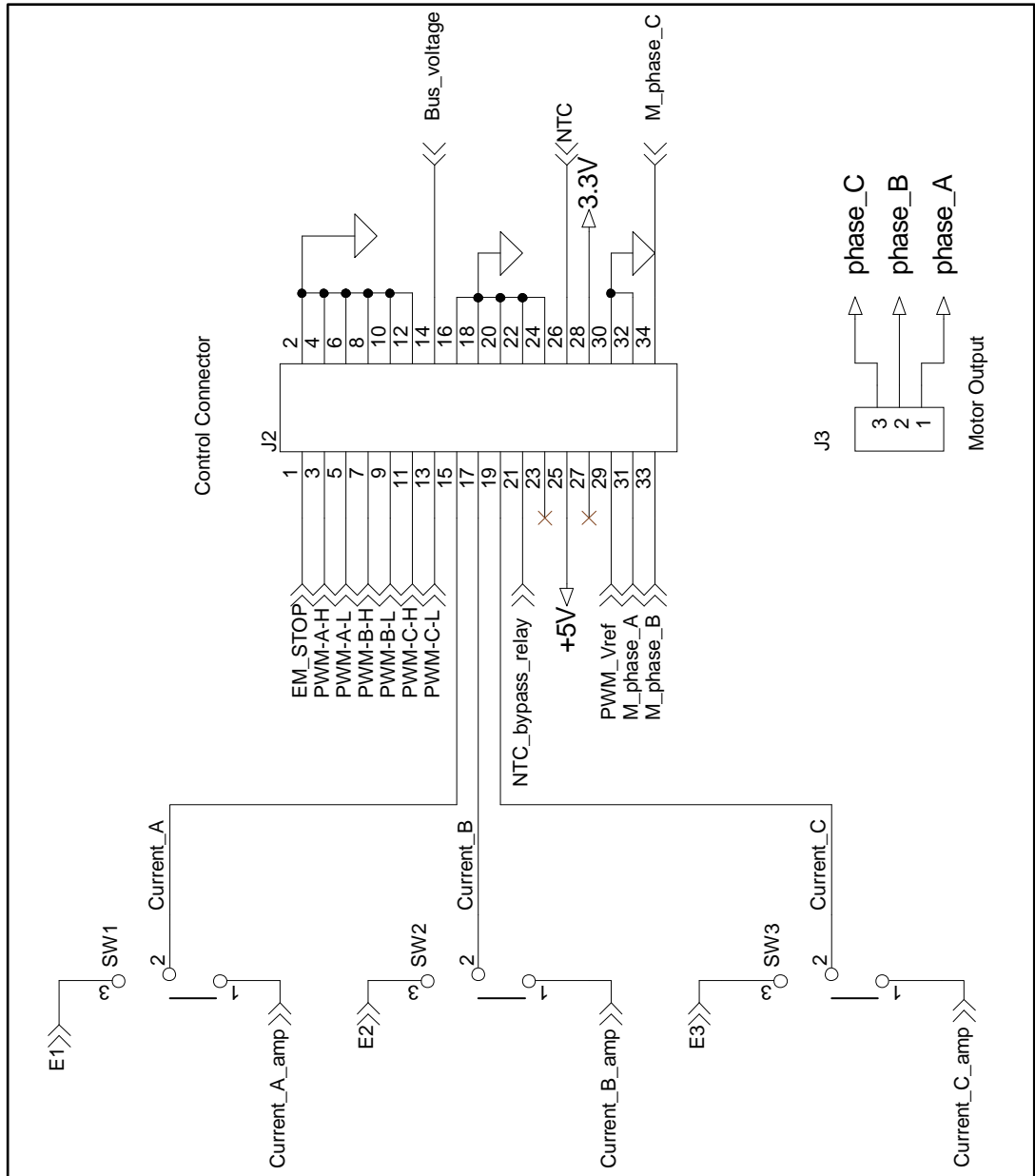


Figure 3: STEVAL-IPMNG3Q circuit schematic (3 of 5)

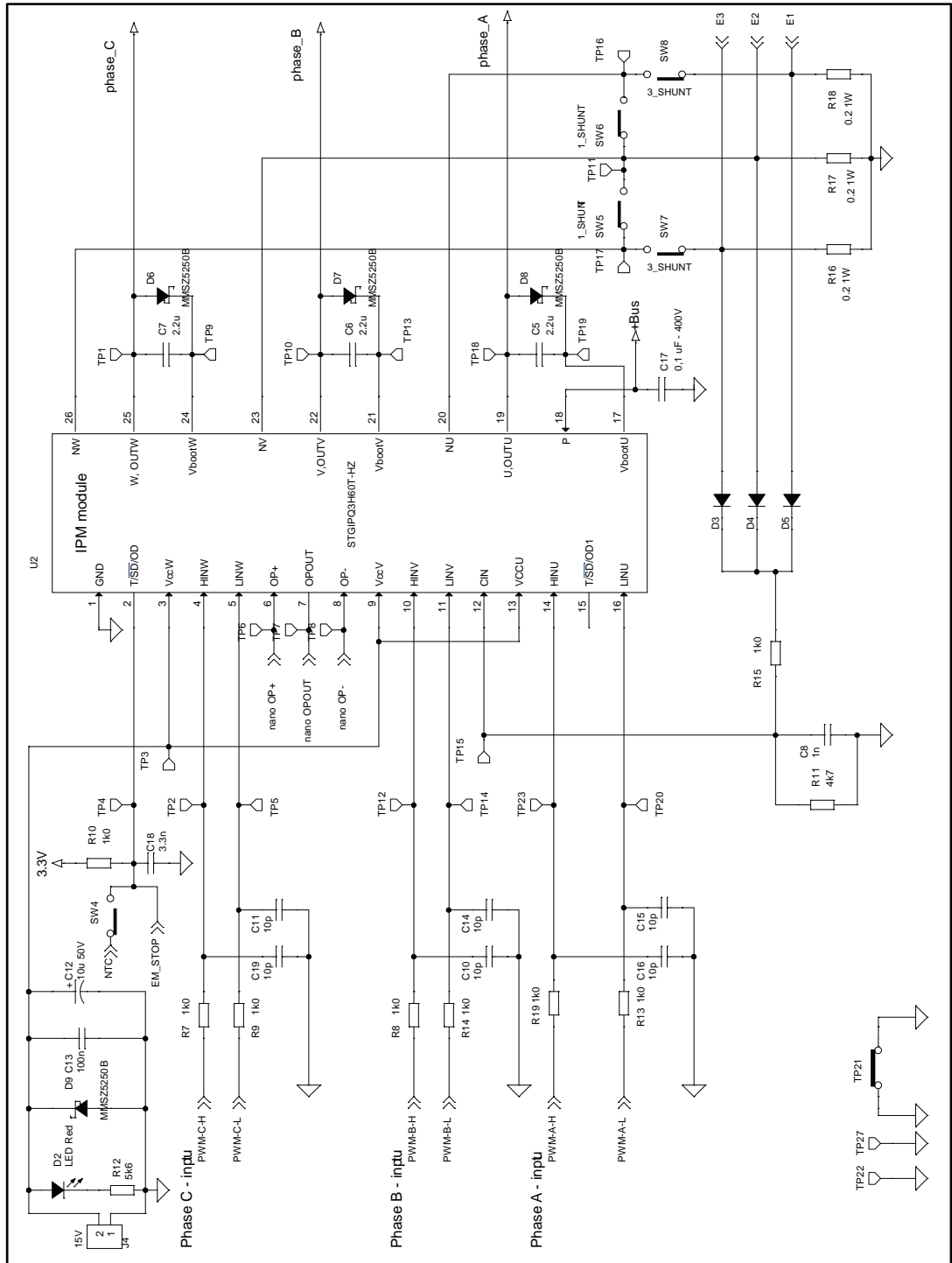


Figure 4: STEVAL-IPMNG3Q circuit schematic (4 of 5)

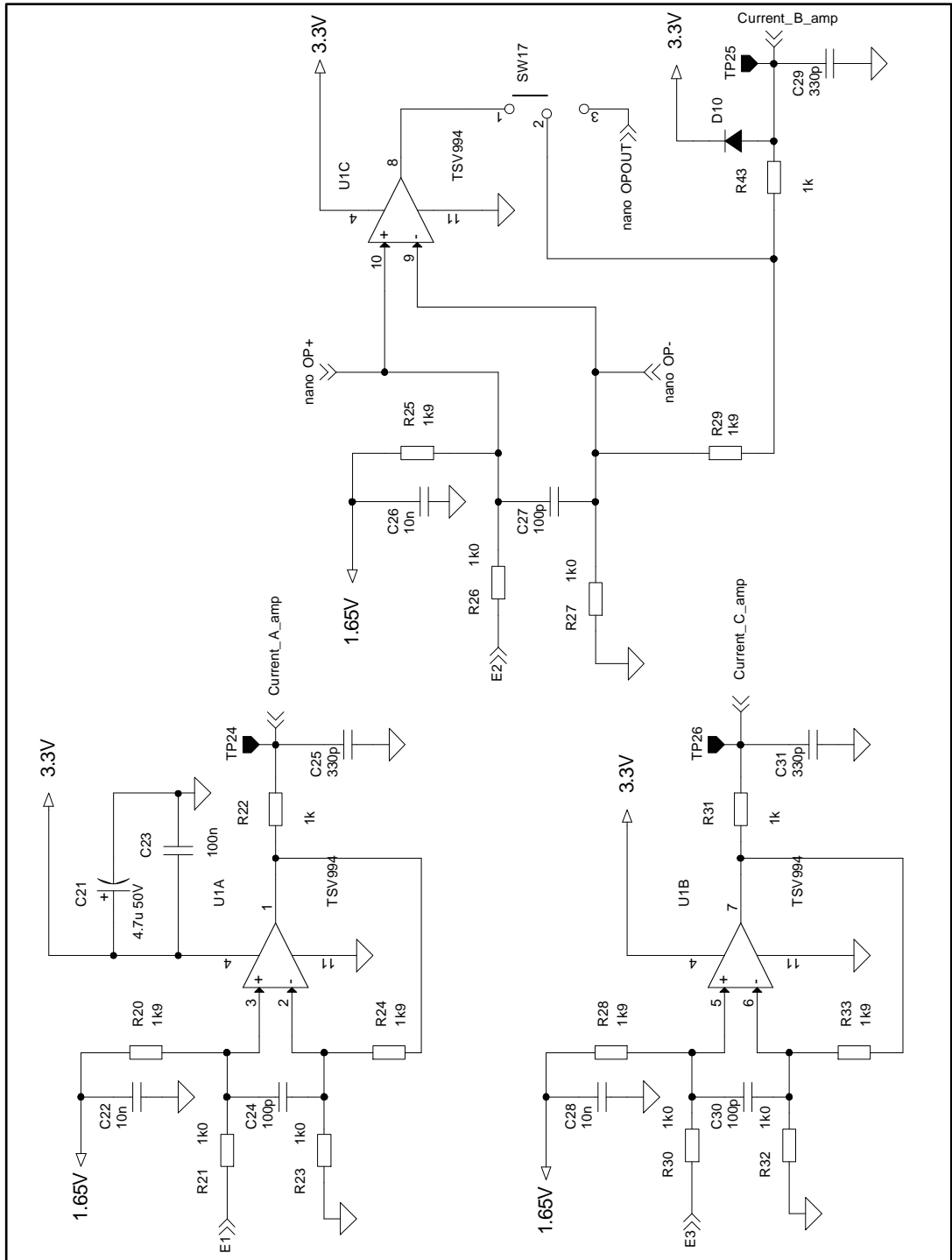
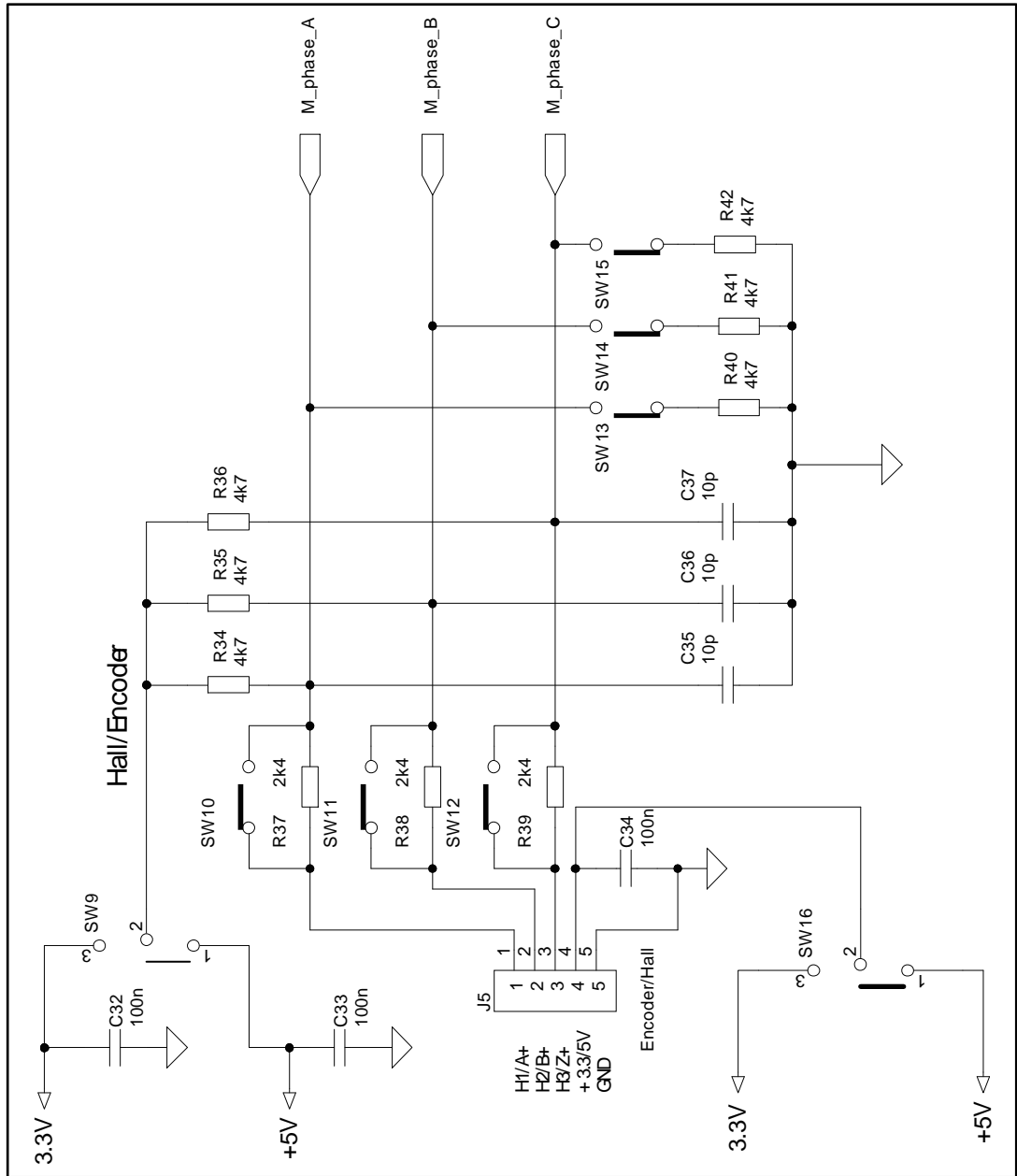


Figure 5: STEVAL-IPMNG3Q circuit schematic (5 of 5)



## Revision history

Table 1: Document revision history

Date	Version	Changes
22-Feb-2017	1	Initial release.
19-Sep-2017	2	Updated cover page features.

**IMPORTANT NOTICE – PLEASE READ CAREFULLY**

STMicroelectronics NV and its subsidiaries ("ST") reserve the right to make changes, corrections, enhancements, modifications, and improvements to ST products and/or to this document at any time without notice. Purchasers should obtain the latest relevant information on ST products before placing orders. ST products are sold pursuant to ST's terms and conditions of sale in place at the time of order acknowledgement.

Purchasers are solely responsible for the choice, selection, and use of ST products and ST assumes no liability for application assistance or the design of Purchasers' products.

No license, express or implied, to any intellectual property right is granted by ST herein.

Resale of ST products with provisions different from the information set forth herein shall void any warranty granted by ST for such product.

ST and the ST logo are trademarks of ST. All other product or service names are the property of their respective owners.

Information in this document supersedes and replaces information previously supplied in any prior versions of this document.

© 2017 STMicroelectronics – All rights reserved