


500 W motor control power board based on STGIF5CH60TS-L SLLIMM™ 2nd series IPM



Features

- Input voltage: 125 - 400 V_{DC}
- Nominal power: up to 500 W
- Nominal current: up to 3.0 A
- Input auxiliary voltage: up to 20 V DC
- Single or three-shunt resistors for current sensing (with sensing network)
- Two options for current sensing: dedicated op-amps or through MCU
- Overcurrent hardware protection
- IPM temperature monitoring and protection
- Hall sensor or encoder input
- Uses the STGIF5CH60TS-L IGBT intelligent power module from the 2nd series of SLLIMM™ IPMs
- 32-pin motor control connector for interfacing with ST MCU boards
- Universal conception for further evaluation with breadboard and testing pins
- Very compact size
- RoHS compliant

Description

The **STEVAL-IPM05F** is a compact motor drive power board based on the SLLIMM™ (small low-loss intelligent molded module) 2nd series product, **STGIF5CH60TS-L**. It provides an affordable and easy-to-use solution for driving high power motors for a wide range of applications such as white goods, air conditioning, compressors, power fans, high-end power tools and generally 3-phase inverters for motor drives. The IPM itself consists of short-circuit rugged IGBTs and a wide range of features including undervoltage lockout, smart shutdown, temperature sensing and NTC, and overcurrent protection.

The main characteristics of this evaluation board are its small size, minimal BOM and high efficiency. It consists of an interface circuit (BUS and V_{cc} connectors), bootstrap capacitors, snubber capacitor, hardware short-circuit protection, fault event signal and temperature monitoring. In order to increase flexibility, it has been designed to work in single or three-shunt configuration and with double current-sensing options such as using three dedicated on-board op-amps, or op-amps embedded in the MCU. The Hall/Encoder part completes the circuit.

Thanks to these advanced characteristics, the system has been specifically designed to achieve fast and accurate current feedback conditioning, satisfying the typical requirements for field-oriented control (FOC).

The STEVAL-IPM05F is compatible with ST's STM32-based control board, enabling designers to build a complete platform for motor control.

Product summary	
STEVAL-IPM05F compact motor drive power board	STEVAL-IPM05F
STGIF5CH60TS-L SLLIMM™ 2nd series IPM	STGIF5CH60TS-L

1 Schematic diagrams

Figure 1. STEVAL-IPM05F circuit schematic (1 of 6)

STEVAL-IPMnmx decoder

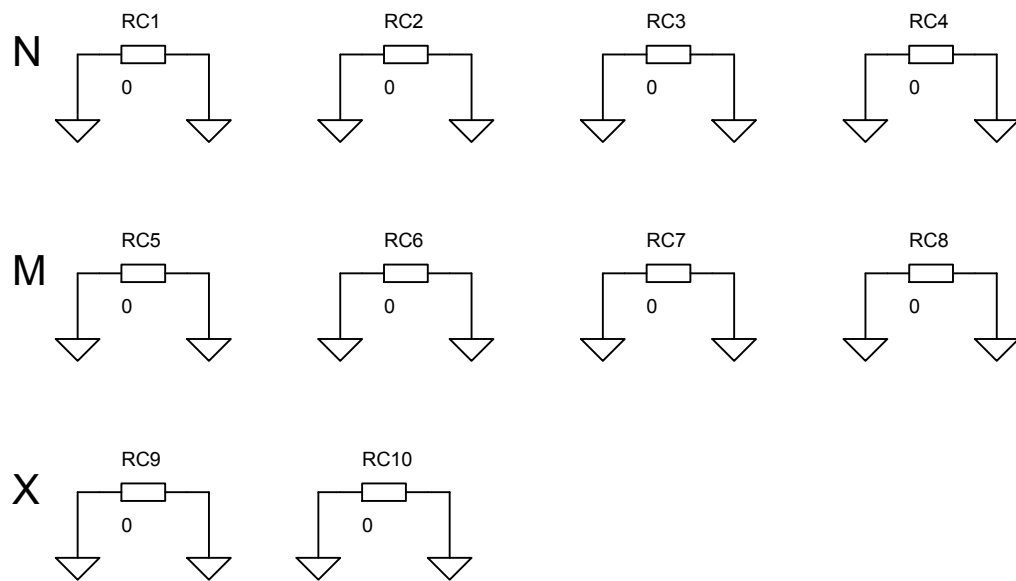


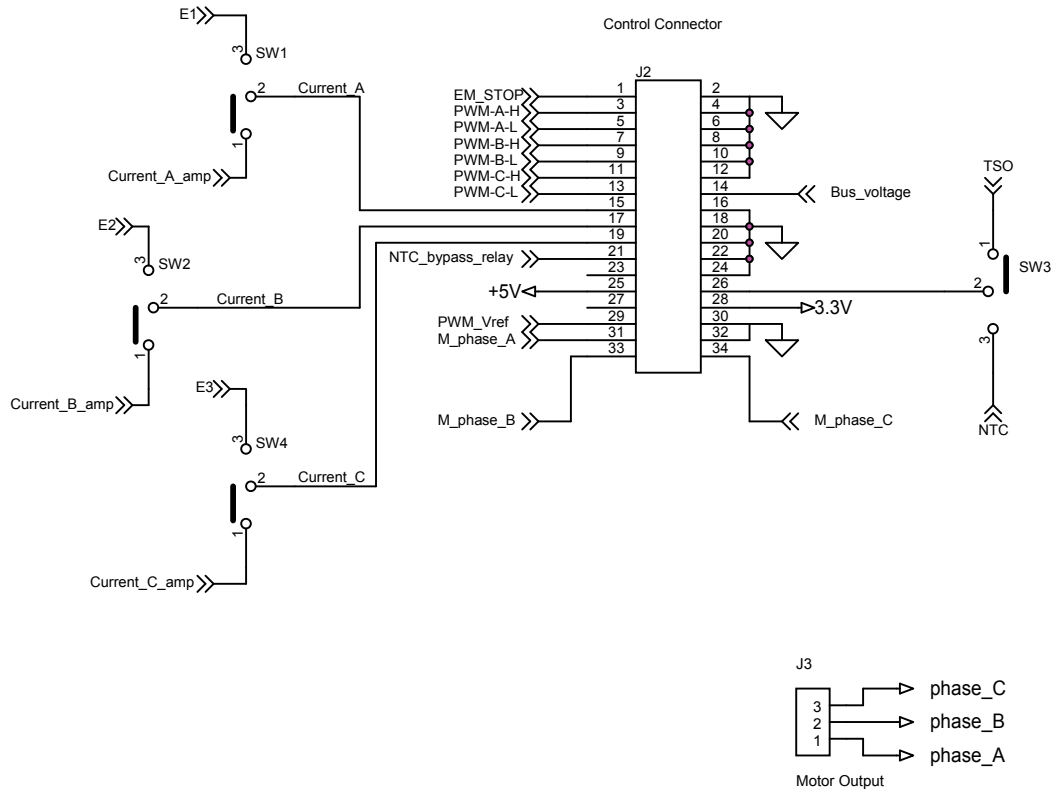
Figure 2. STEVAL-IPM05F circuit schematic (2 of 6)


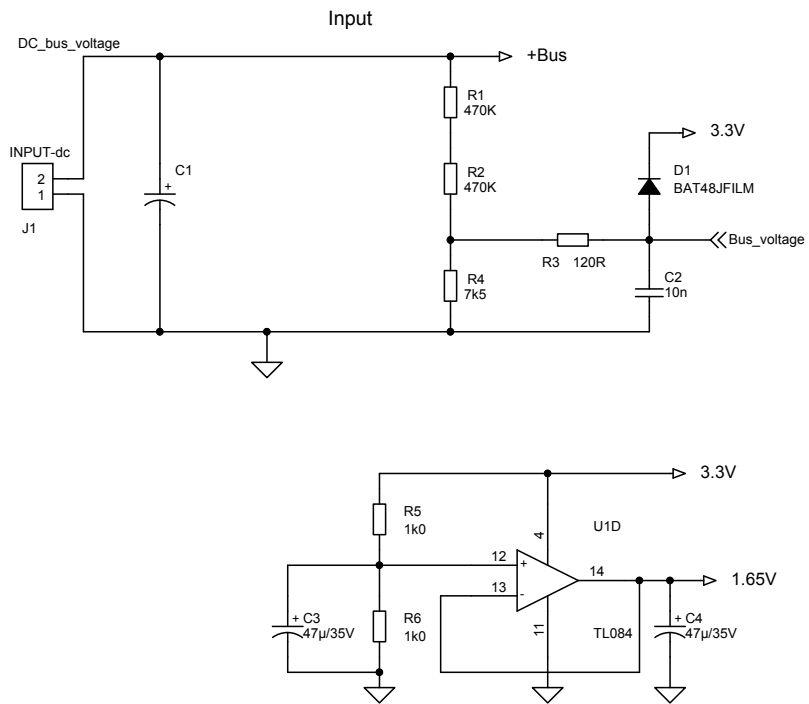
Figure 3. STEVAL-IPM05F circuit schematic (3 of 6)


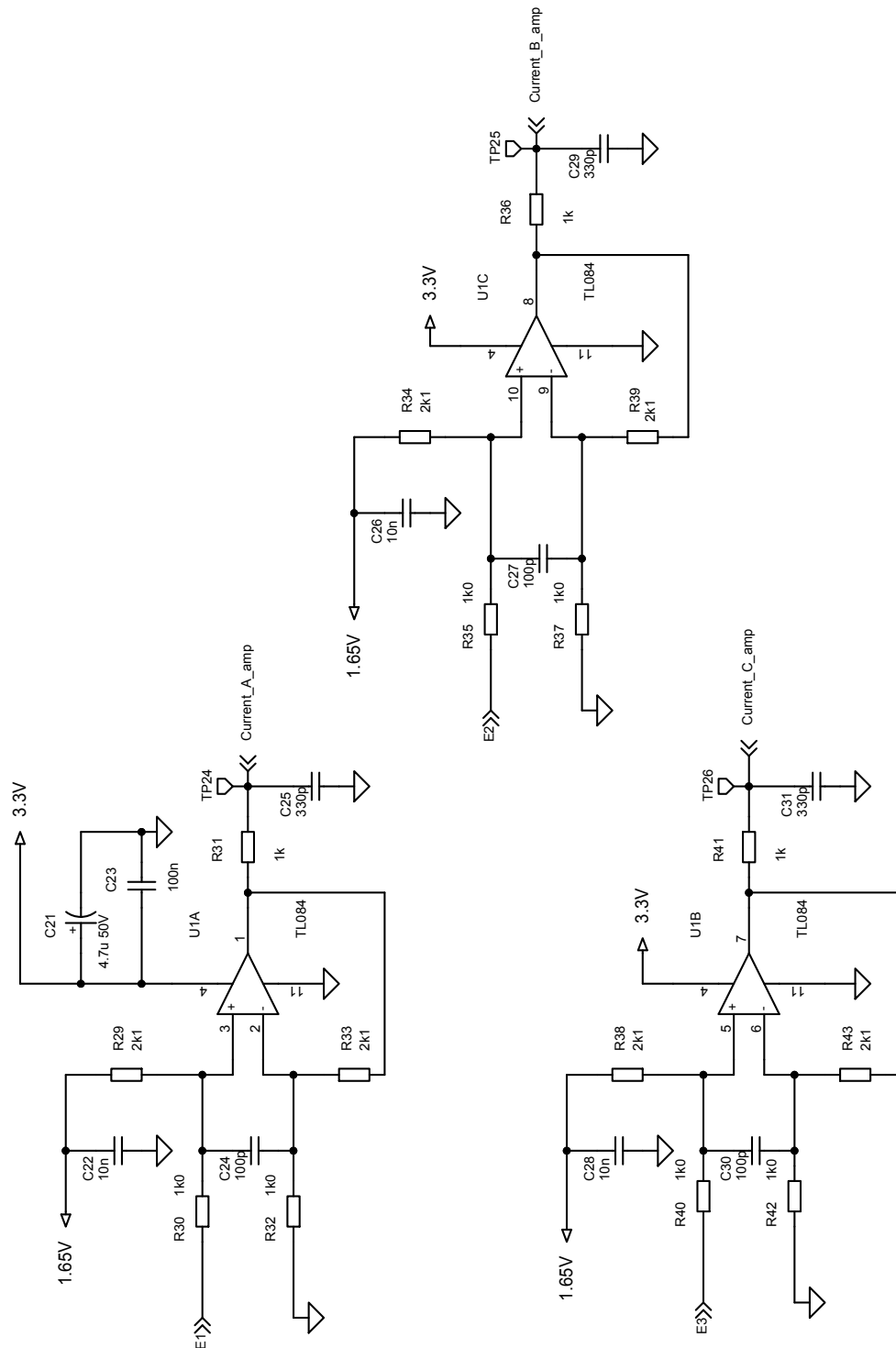
Figure 4. STEVAL-IPM05F circuit schematic (4 of 6)


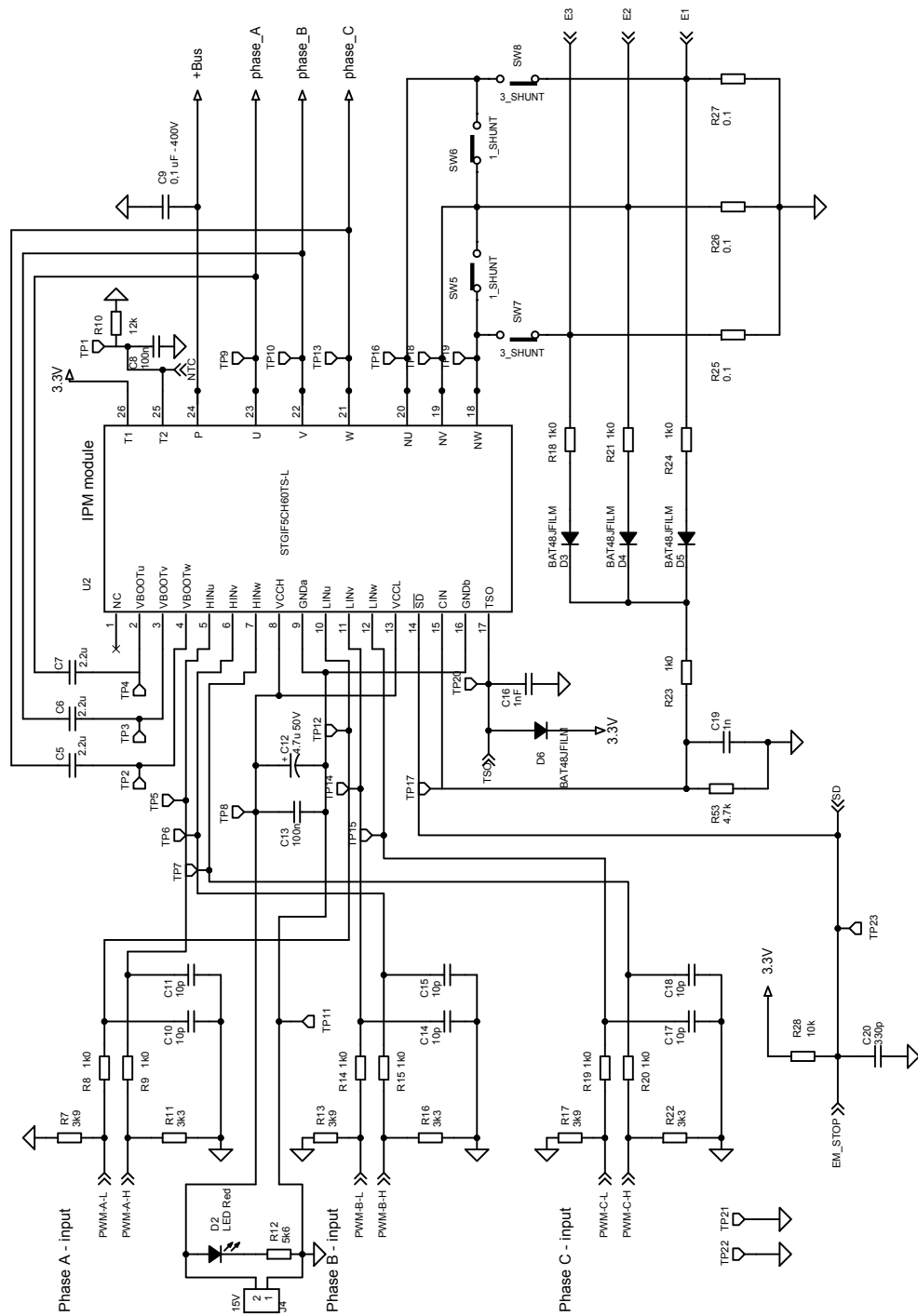
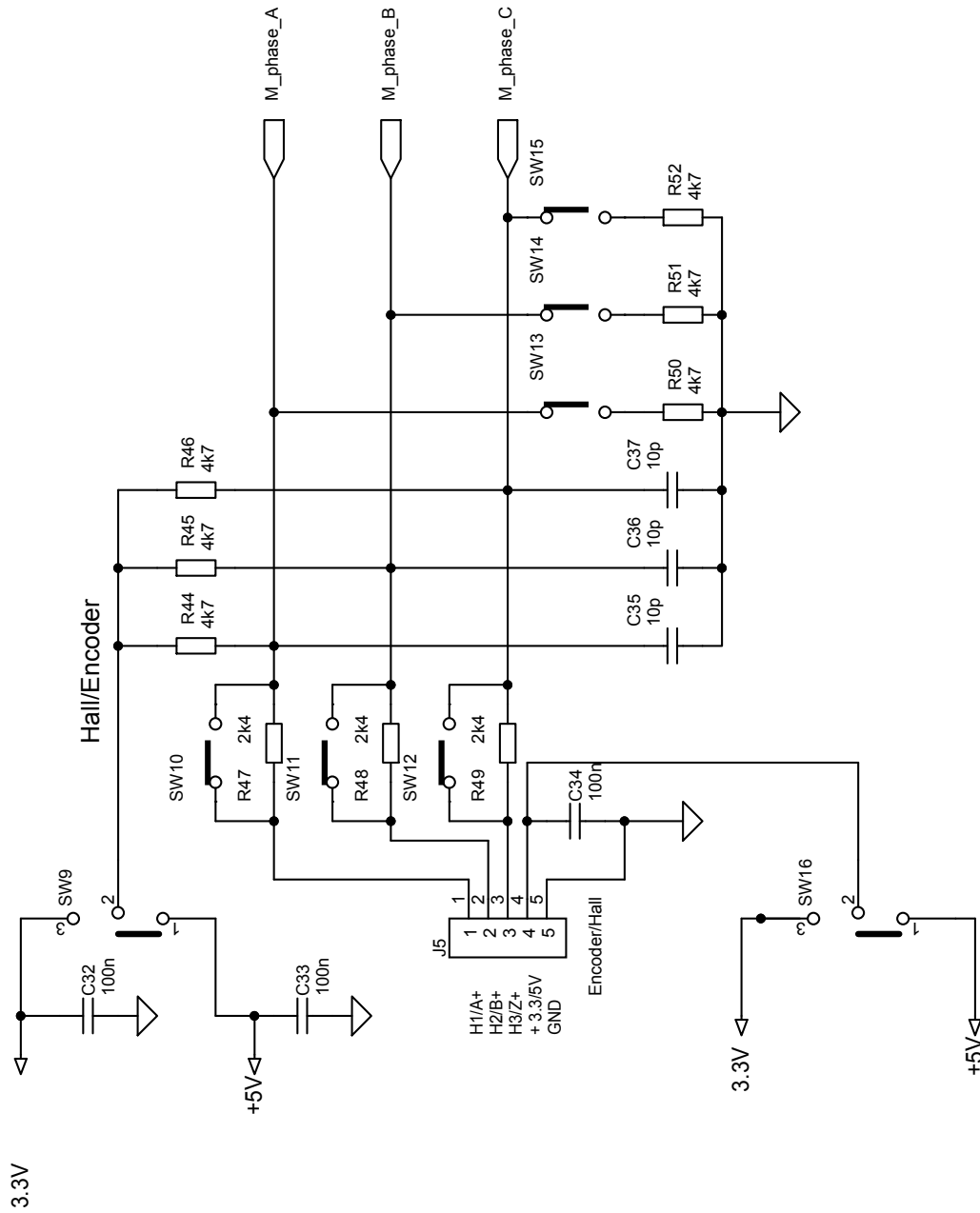
Figure 5. STEVAL-IPM05F circuit schematic (5 of 6)


Figure 6. STEVAL-IPM05F circuit schematic (6 of 6)


Revision history

Table 1. Document revision history

Date	Version	Changes
23-Oct-2015	1	Initial release.
26-Oct-2015	2	Updated document title and part number references.
09-Mar-2016	3	Updated Schematic diagram
04-Apr-2018	4	Updated document title, features in cover page and Figure 5. STEVAL-IPM05F circuit schematic (5 of 6) .

IMPORTANT NOTICE – PLEASE READ CAREFULLY

STMicroelectronics NV and its subsidiaries (“ST”) reserve the right to make changes, corrections, enhancements, modifications, and improvements to ST products and/or to this document at any time without notice. Purchasers should obtain the latest relevant information on ST products before placing orders. ST products are sold pursuant to ST’s terms and conditions of sale in place at the time of order acknowledgement.

Purchasers are solely responsible for the choice, selection, and use of ST products and ST assumes no liability for application assistance or the design of Purchasers’ products.

No license, express or implied, to any intellectual property right is granted by ST herein.

Resale of ST products with provisions different from the information set forth herein shall void any warranty granted by ST for such product.

ST and the ST logo are trademarks of ST. All other product or service names are the property of their respective owners.

Information in this document supersedes and replaces information previously supplied in any prior versions of this document.

© 2018 STMicroelectronics – All rights reserved