

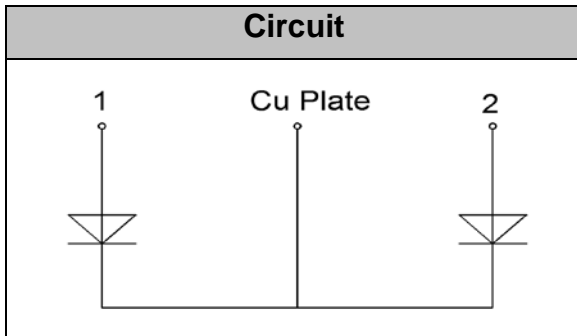
FRED Modules



V_{RRM} 400V
I_{FAV} 300 A

Applications

- Inversion Welder
- Uninterruptible Power Supply (UPS)
- Plating Power Supply
- Ultrasonic Cleaner and Welder
- Power Factor Correction (PFC) Circuit
- Converter & Chopper



Features

- Soft Reverse Recovery Characteristics
- Ultrafast Reverse Recovery Time
- Low Reverse Recovery Loss
- Low Forward Voltage
- High Surge Current Capability
- Low Inductance Package

Maximum Ratings

Symbol	Conditions	Values	Units
V _R		400	V
V _{R_{RM}}		400	V
I _{F(AV)}	T _C =125°C, Per Diode	150	A
	T _C =125°C, Per Module	300	A
	T _C =125°C, 20KHz, Per Module	200	A
I _{F(RMS)}	T _C =125°C, Per Diode	210	A
I _{FSM}	1/2 Cycle, 50Hz, Sine	2700	A
	1/2 Cycle, 60Hz, Sine	3000	A
I ² t	T _J =45°C, t=10ms, 50Hz, Sine	36450	A ² s
	T _J =45°C, t=8.3ms, 60Hz, Sine	37350	A ² s
P _D		1200	W
T _J		-40 to +150	°C
T _{STG}		-40 to +125	°C
Torque	Recommended (M6)	3~4.7	N·m
Torque	Recommended (M6)	3~4.7	N·m
Weight		90	g

Thermal Characteristics

Symbol	Conditions	Values	Units
R _{th(j-c)}		0.10	°C/W



Electrical Characteristics

Symbol	Conditions	Values			Units
		Min.	Typ.	Max.	
I_{RM}	$V_R=400V$	--	--	0.5	mA
	$V_R=400V, T_J=125^\circ C$	--	--	2	mA
V_F	$I_F=150A$	--	1.05	--	V
	$I_F=150A, T_J=125^\circ C$	--	0.90	--	V
t_{rr}	$I_F=1A, V_R=30V, di_F/dt=-200A/\mu s$	--	44	--	ns
t_{rr}	$V_R=200V, I_F=150A, di_F/dt=-200A/\mu s, T_J=25^\circ C$	--	90	--	ns
I_{RRM}		--	9	--	A
t_{rr}	$V_R=200V, I_F=150A, di_F/dt=-200A/\mu s, T_J=125^\circ C$	--	200	--	ns
I_{RRM}		--	17	--	A

Performance Curves

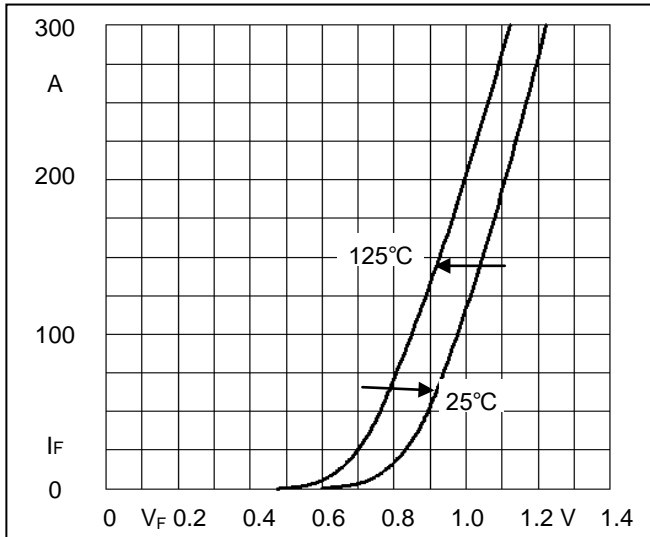


Fig1. Forward Voltage Drop vs Forward Current

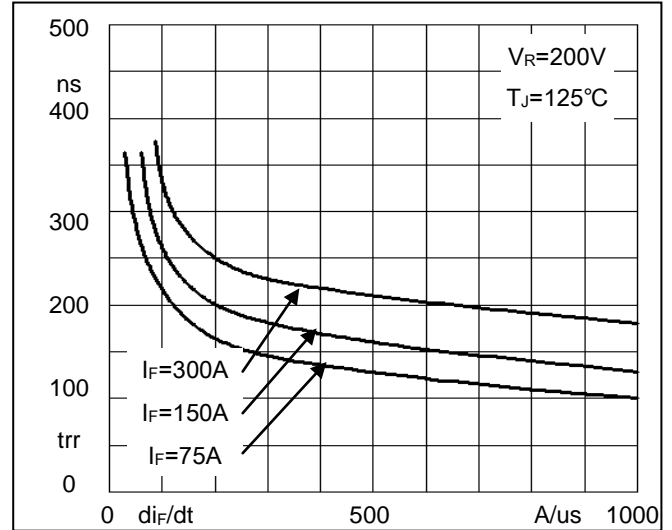


Fig2. Reverse Recovery Time vs di_F/dt

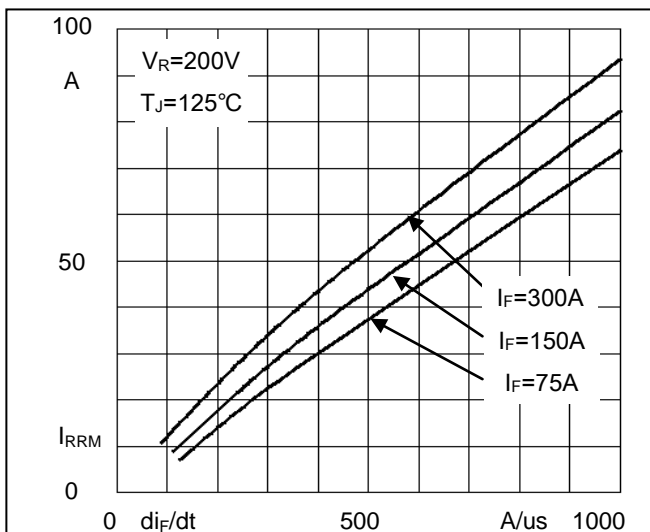


Fig3. Reverse Recovery Current vs di_F/dt

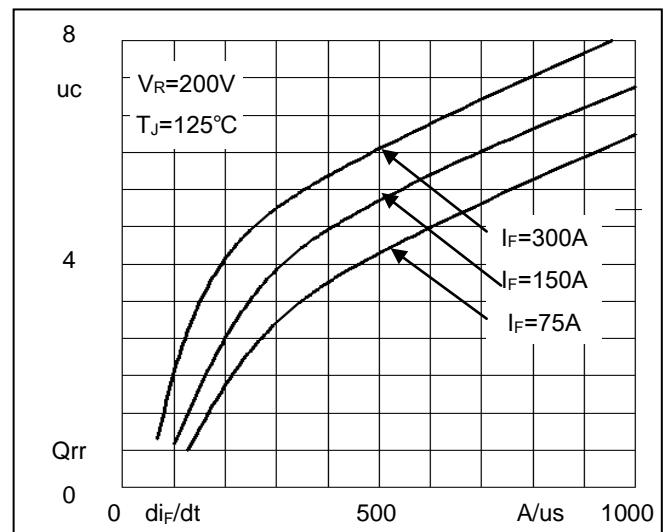
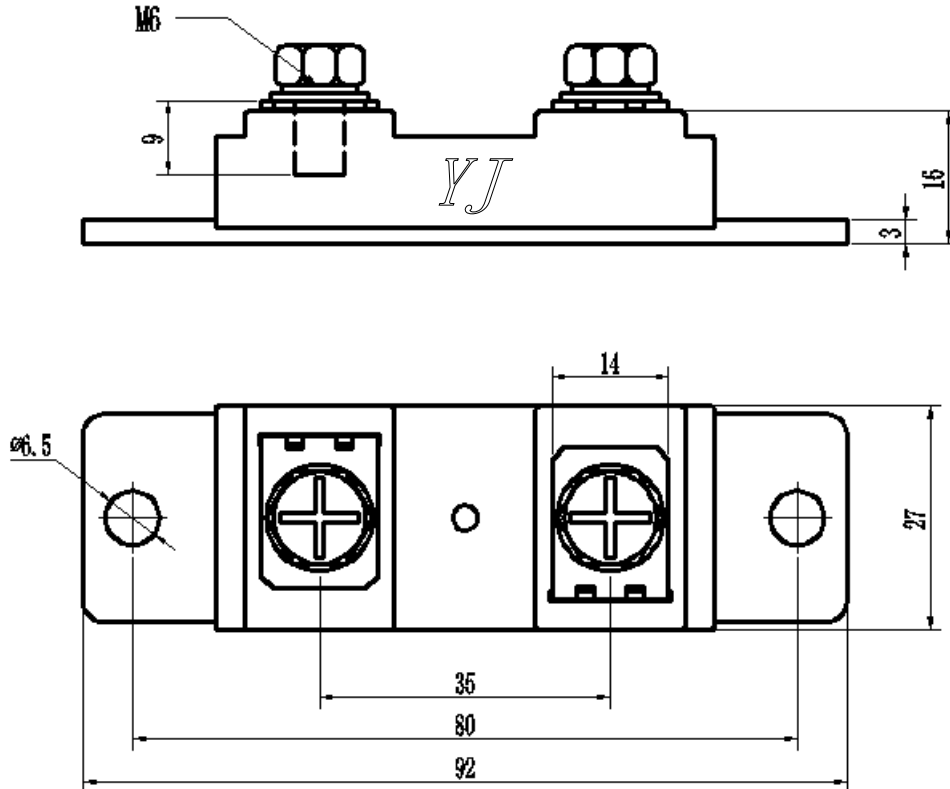


Fig4. Reverse Recovery Charge vs di_F/dt

Package Outline Information

CASE: F3



Dimensions in mm