

## FRED Modules

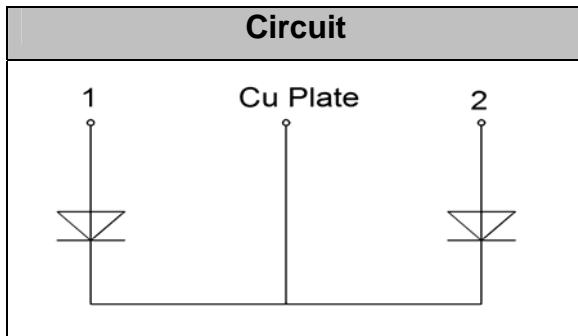


**V<sub>RRM</sub>** 600V

**I<sub>FAV</sub>** 200 A

### Applications

- Inversion Welder
- Uninterruptible Power Supply (UPS)
- Plating Power Supply
- Ultrasonic Cleaner and Welder
- Power Factor Correction (PFC) Circuit
- Converter & Chopper



### Features

- Soft Reverse Recovery Characteristics
- Ultrafast Reverse Recovery Time
- Low Reverse Recovery Loss
- Low Forward Voltage
- High Surge Current Capability
- Low Inductance Package

### Maximum Ratings

Symbol	Conditions	Values	Units
$V_R$		600	V
$V_{RRM}$		600	V
$I_{F(AV)}$	$T_C=125^\circ\text{C}$ , Per Diode	100	A
	$T_C=125^\circ\text{C}$ , Per Module	200	A
$I_{F(RMS)}$	$T_C=125^\circ\text{C}$ , Per Diode	141	A
$I_{FSM}$	1/2 Cycle, 50Hz, Sine	2100	A
	1/2 Cycle, 60Hz, Sine	2350	A
$I^2t$	$T_J=45^\circ\text{C}$ , $t=10\text{ms}$ , 50Hz, Sine	22000	$\text{A}^2\text{s}$
	$T_J=45^\circ\text{C}$ , $t=8.3\text{ms}$ , 60Hz, Sine	27600	$\text{A}^2\text{s}$
$P_D$		1400	W
$T_J$		-40 to +150	$^\circ\text{C}$
$T_{STG}$		-40 to +125	$^\circ\text{C}$
Torque	Recommended (M6)	3~4.7	N·m
Torque	Recommended (M6)	3~4.7	N·m
Weight		70	g

### Thermal Characteristics

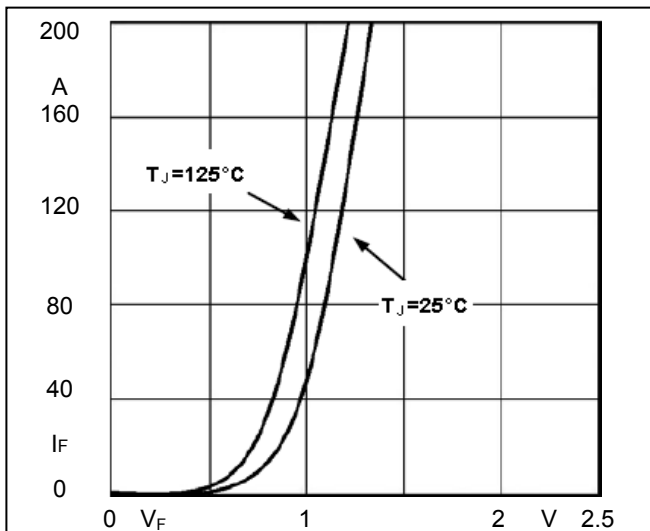
Symbol	Conditions	Values	Units
$R_{th(j-c)}$	Per diode	0.2	$^\circ\text{C/W}$
$R_{th(j-c)}$	Per module	0.1	$^\circ\text{C/W}$



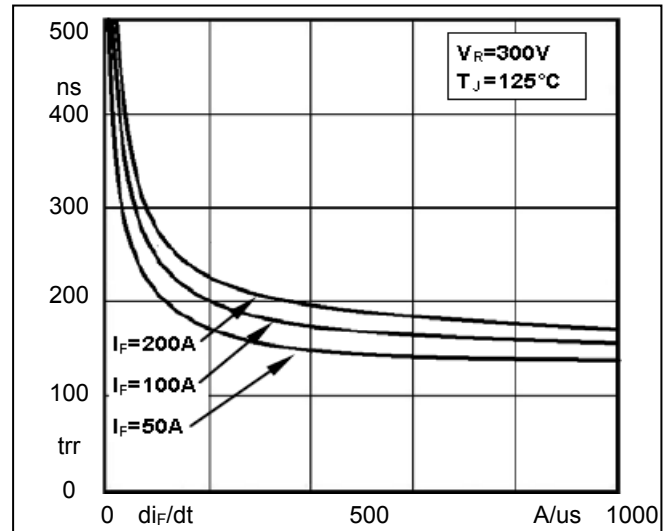
**Electrical Characteristics**

Symbol	Conditions	Values			Units
		Min.	Typ.	Max.	
$I_{RM}$	$V_R=600V$	--	--	0.5	mA
	$V_R=600V, T_J=125^\circ C$	--	--	1	mA
$V_F$	$I_F=100A$	--	1.15		V
	$I_F=100A, T_J=125^\circ C$	--	1.0		V
$t_{rr}$	$I_F=1A, V_R=30V, di_F/dt=-200A/\mu s$	--	48	--	ns
$t_{rr}$	$V_R=300V, I_F=100A, di_F/dt=-200A/\mu s, T_J=25^\circ C$	--	105	--	ns
$I_{RRM}$		--	10	--	A
$t_{rr}$	$V_R=300V, I_F=100A, di_F/dt=-200A/\mu s, T_J=125^\circ C$	--	200	--	ns
$I_{RRM}$		--	18	--	A

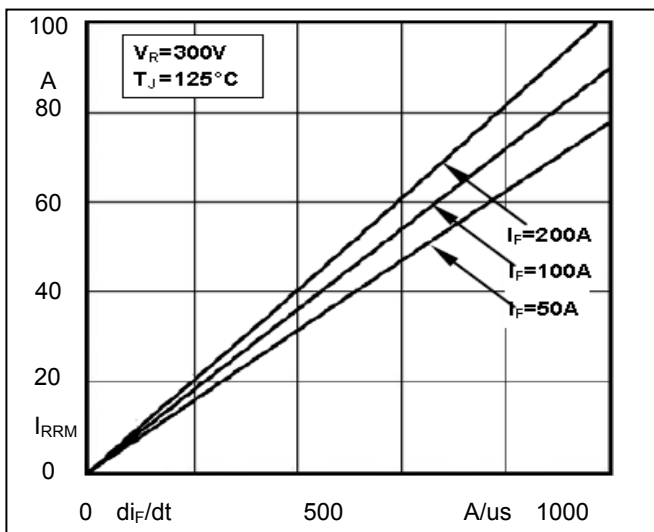
**Performance Curves**



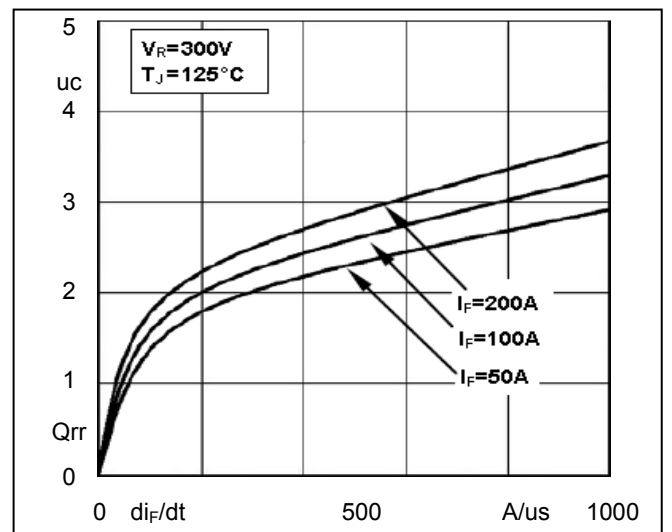
**Fig1. Forward Voltage Drop vs Forward Current**



**Fig2. Reverse Recovery Time vs  $di_F/dt$**



**Fig3. Reverse Recovery Current vs  $di_F/dt$**



**Fig4. Reverse Recovery Charge vs  $di_F/dt$**

## Package Outline Information

