

FRED Modules

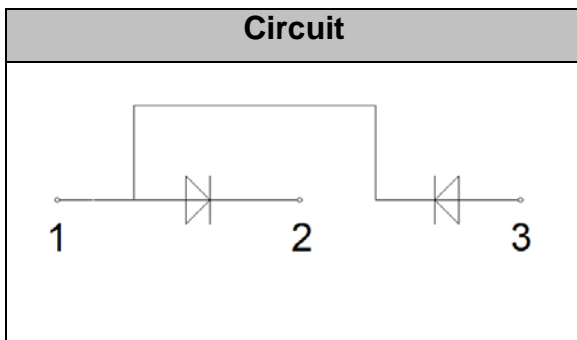


V_{RRM} 1200V

I_{FAV} 100 A

Applications

- Inversion Welder
- Uninterruptible Power Supply (UPS)
- Plating Power Supply
- Ultrasonic Cleaner and Welder
- Power Factor Correction (PFC) Circuit
- Converter & Chopper



Features

- Soft Reverse Recovery Characteristics
- Ultrafast Reverse Recovery Time
- Low Reverse Recovery Loss
- Low Forward Voltage
- High Surge Current Capability
- Low Inductance Package

Maximum Ratings

Symbol	Conditions	Values	Units
V_R		1200	V
V_{RRM}		1200	V
$I_{F(AV)}$	$T_C=75^{\circ}\text{C}$, Per Diode	100	A
	$T_C=85^{\circ}\text{C}$, 20KHz, Per Module	75	A
$I_{F(RMS)}$	$T_C=75^{\circ}\text{C}$, Per Diode	150	A
I_{FSM}	1/2 Cycle , 50Hz, Sine	1100	A
	1/2 Cycle , 60Hz, Sine	1200	A
I^2t	$T_J=45^{\circ}\text{C}$, $t=10\text{ms}$, 50Hz, Sine	6050	A^2s
	$T_J=45^{\circ}\text{C}$, $t=8.3\text{ms}$, 60Hz, Sine	7200	A^2s
P_D		280	W
Visol	AC, $T_{on}=1\text{min}$	3000	V
T_J		-40 to +150	$^{\circ}\text{C}$
T_{STG}		-40 to +125	$^{\circ}\text{C}$
Torque	Recommended (M5)	$3 \pm 15\%$	N·m
Torque	Recommended (M6)	$5 \pm 15\%$	N·m
Weight		100	g

Thermal Characteristics

Symbol	Conditions	Values	Units
$R_{th(j-c)}$	Per diode	0.4	$^{\circ}\text{C/W}$



Electrical Characteristics

Symbol	Conditions	Values			Units
		Min.	Typ.	Max.	
I_{RM}	$V_R=1200V$	--	--	1	mA
	$V_R=1200V, T_J=125^\circ C$	--	--	10	mA
V_F	$I_F=100A$	--	1.58		V
	$I_F=100A, T_J=125^\circ C$	--	1.35		V
trr	$I_F=1A, V_R=30V, di_F/dt=-200A/\mu s$	--	55	--	ns
trr	$V_R=600V, I_F=100A, di_F/dt=-200A/\mu s, T_J=25^\circ C$	--	135	--	ns
I_{RRM}		--	10	--	A
trr	$V_R=600V, I_F=100A, di_F/dt=-200A/\mu s, T_J=125^\circ C$	--	380	--	ns
I_{RRM}		--	21	--	A

Performance Curves

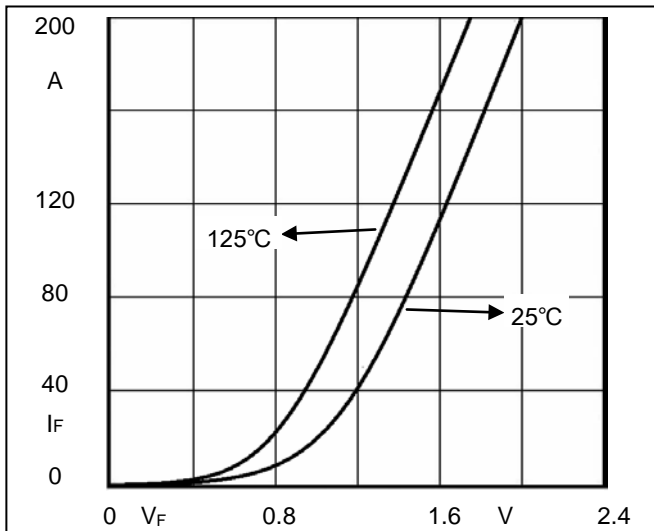


Fig1. Forward Voltage Drop vs Forward Current

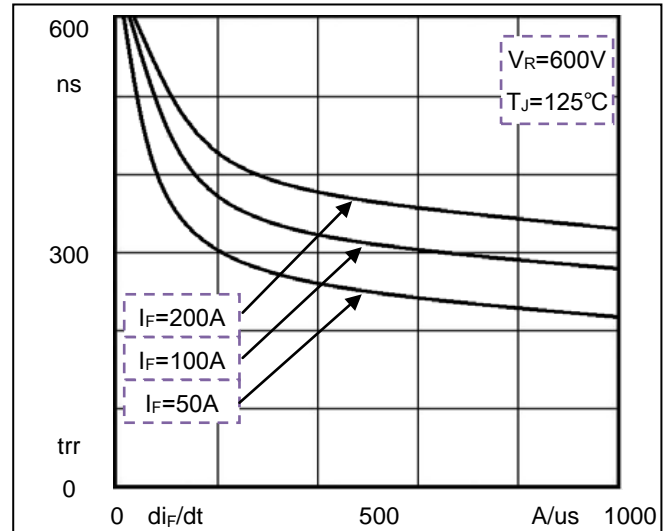


Fig2. Reverse Recovery Time vs di_F/dt

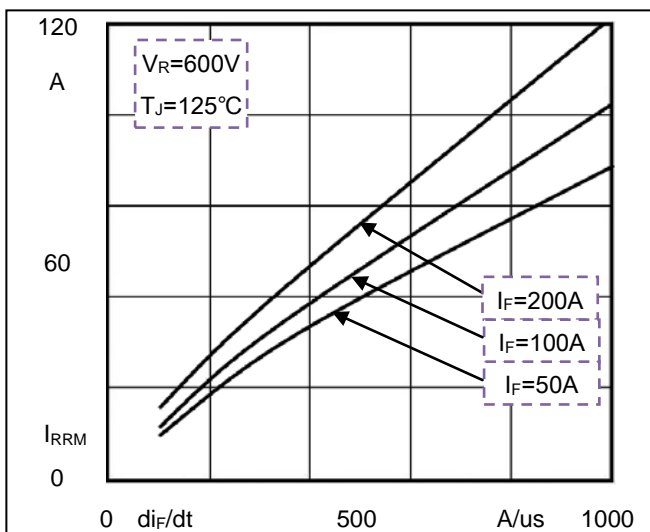


Fig3. Reverse Recovery Current vs di_F/dt

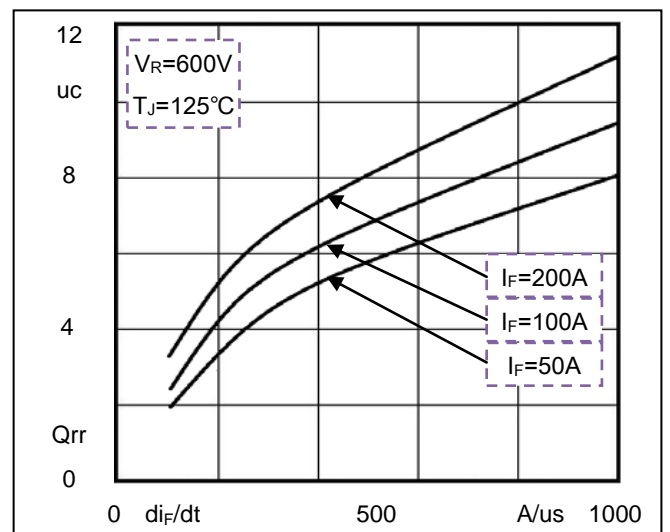
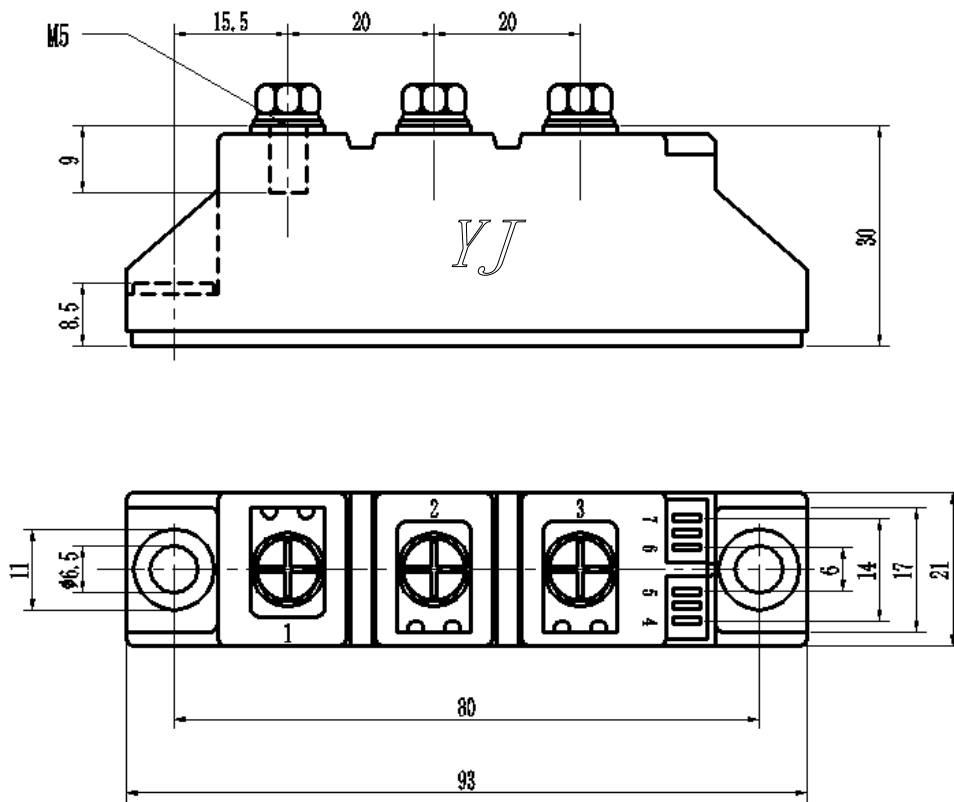


Fig4. Reverse Recovery Charge vs di_F/dt

Package Outline Information

CASE: F1



Dimensions in mm