

Surface Mount Fast Recovery Rectifier

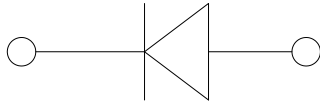


Features

- Low profile package
- Ideal for automated placement
- Glass passivated chip junction
- High forward surge capability
- Fast reverse recovery time
- Meets MSL level 1, per J-STD-020, LF maximum peak of 260 °C

Typical Applications

For use in fast switching rectification of power supplies, inverters, converters, and freewheeling diodes for consumer and telecommunication.



Mechanical Data

- **Package:** DO-214AC (SMA)
Molding compound meets UL 94 V-0 flammability rating, RoHS-compliant, halogen-free
- **Terminals:** Tin plated leads, solderable per J-STD-002 and JESD22-B102
- **Polarity:** Cathode line denotes the cathode end

■ Maximum Ratings (T_a=25°C Unless otherwise specified)

PARAMETER	SYMBOL	UNIT	GR2AA	GR2BA	GR2DA	GR2GA	GR2JA	GR2KA	GR2MA
Device marking code			GR2AA	GR2BA	GR2DA	GR2GA	GR2JA	GR2KA	GR2MA
Repetitive peak reverse voltage	VRRM	V	50	100	200	400	600	800	1000
Average rectified output current @60Hz sine wave, Resistance load, Ta (FIG.1)	I _O	A	2						
Surge(non-repetitive)forward current @ 60Hz Half-sine wave,1 cycle, Ta=25°C	I _{FSM}	A	50						
Storage temperature	T _{stg}	°C	-55~+150						
Junction temperature	T _j	°C	-55 ~ +150						

■ Electrical Characteristics (T_a=25°C Unless otherwise specified)

PARAMETER	SYMBOL	UNIT	TEST CONDITIONS	GR2AA	GR2BA	GR2DA	GR2GA	GR2JA	GR2KA	GR2MA
Maximum instantaneous forward voltage drop per diode	V _F	V	I _{FM} =2.0A	1.3						
Maximum reverse recovery time	t _r	ns	I _F =0.5A, I _R =1.0A, I _r =0.25A	150				250	500	
Maximum DC reverse current at rated DC blocking voltage per diode @ VRM=VRRM	I _{RRM}	μA	T _a =25°C	5						
			T _a =125°C	100						



GR2AA THRU GR2MA

■ Thermal Characteristics (T_a=25°C Unless otherwise specified)

PARAMETER	SYMBOL	UNIT	GR2AA	GR2BA	GR2DA	GR2GA	GR2JA	GR2KA	GR2MA
Thermal Resistance	R _{θJ-A} (1)	°C/W	55 ¹⁾						
	R _{θJ-L} (1)	°C/W	18 ¹⁾						

Note

(1) Thermal resistance from junction to ambient and from junction to lead mounted on P.C.B. with 0.2" x 0.2" (5.0 mm x 5.0 mm) copper pad areas

■ Ordering Information (Example)

PREFERRED P/N	PACKAGE CODE	UNIT WEIGHT(g)	MINIMUM PACKAGE(pcs)	INNER BOX QUANTITY(pcs)	OUTER CARTON QUANTITY(pcs)	DELIVERY MODE
GR2AA- GR2MA	F1	Approximate 0.059	5000	10000	80000	13" reel
GR2AA- GR2MA	F2	Approximate 0.059	7500	15000	120000	13" reel
GR2AA- GR2MA	F3	Approximate 0.059	7500	15000	60000	13" reel
GR2AA- GR2MA	F4	Approximate 0.059	1800	7200	57600	7" reel
GR2AA- GR2MA	F5	Approximate 0.059	2000	8000	64000	7" reel
GR2AA- GR2MA	F6	Approximate 0.059	5000	10000	100000	13" reel

■ Characteristics (Typical)

FIG1: I_o-T_L Curve

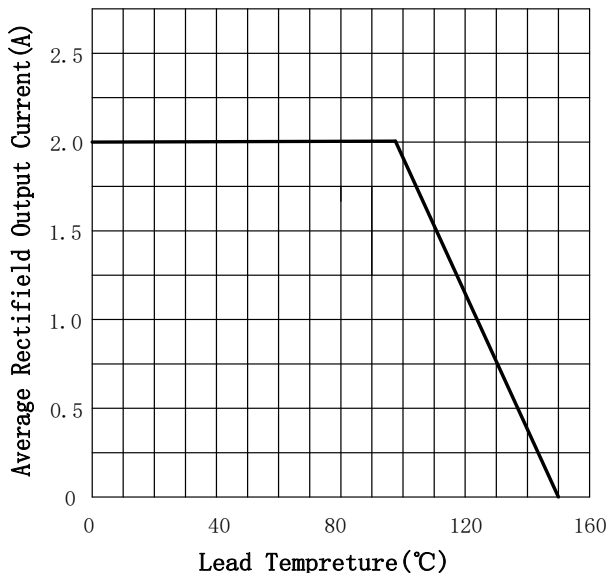
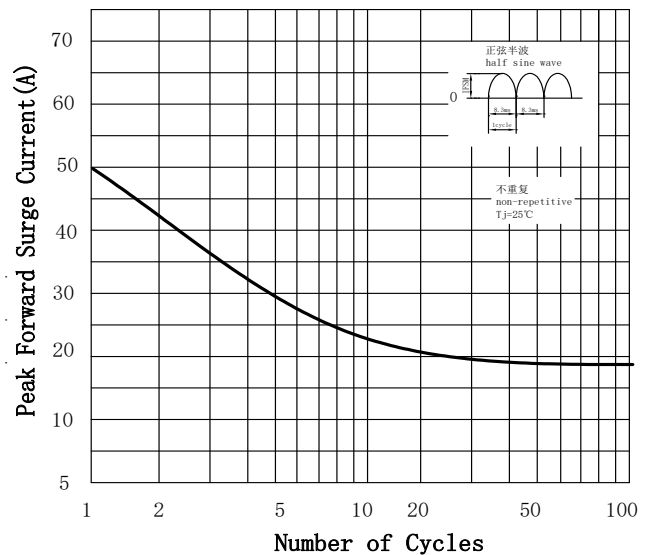


FIG2: Surge Forward Current Capability





GR2AA THRU GR2MA

FIG.3: TYPICAL FORWARD CHARACTERISTICS

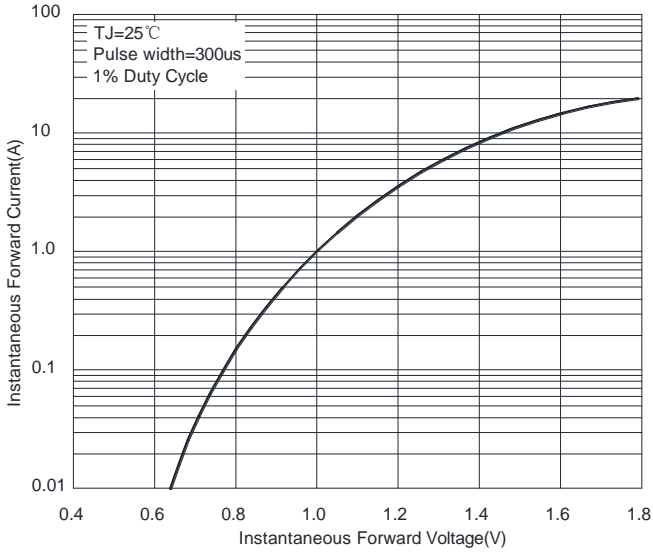
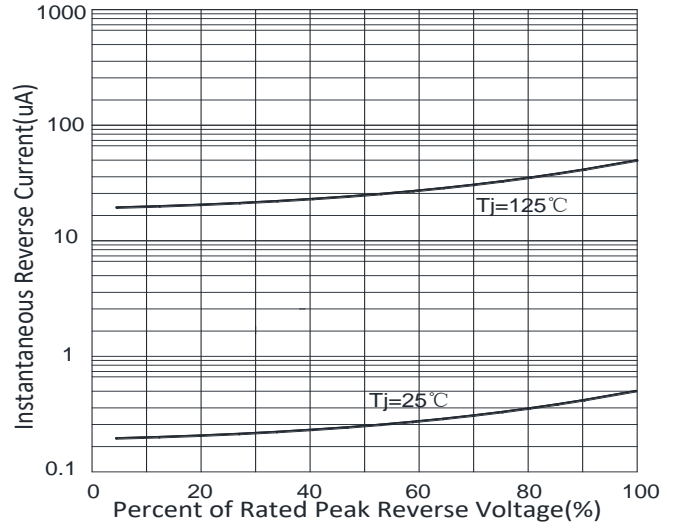
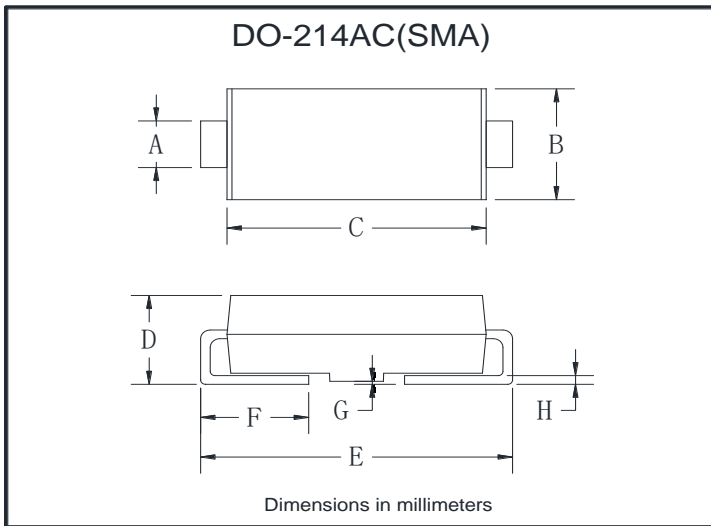


FIG4: Typical Reverse Characteristics

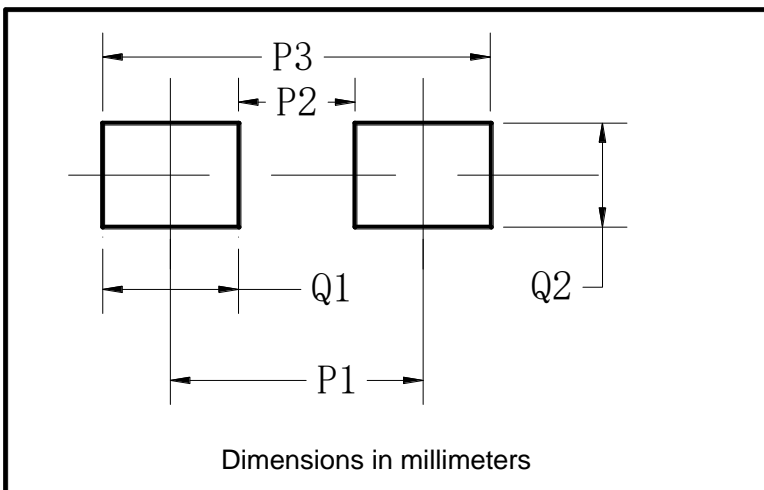


■ Outline Dimensions



DO-214AC(SMA)		
Dim	Min	Max
A	1.25	1.58
B	2.40	2.83
C	4.25	4.75
D	1.90	2.30
E	4.93	5.28
F	0.76	1.41
G	0.08	0.20
H	0.15	0.31

■ Suggested Pad Layout



DO-214AC(SMA)	
Dim	Millimeters
P1	4.00
P2	1.50
P3	6.50
Q1	2.50
Q2	1.70



GR2AA THRU GR2MA

Disclaimer

The information presented in this document is for reference only. Yangzhou Yangjie Electronic Technology Co., Ltd. reserves the right to make changes without notice for the specification of the products displayed herein to improve reliability, function or design or otherwise.

The product listed herein is designed to be used with ordinary electronic equipment or devices, and not designed to be used with equipment or devices which require high level of reliability and the malfunction of which would directly endanger human life (such as medical instruments, transportation equipment, aerospace machinery, nuclear-reactor controllers, fuel controllers and other safety devices), Yangjie or anyone on its behalf, assumes no responsibility or liability for any damages resulting from such improper use of sale.

This publication supersedes & replaces all information previously supplied. For additional information, please visit our website [http:// www.21yangjie.com](http://www.21yangjie.com) , or consult your nearest Yangjie's sales office for further assistance.