

Small Signal Product

Features

- ◇ Surge overload ratings to 25 amperes peak
- ◇ Ideal for printed circuit board
- ◇ Reliable low cost construction utilizing molded plastic technique results in inexpensive product
- ◇ High temperature soldering :
260°C/10 seconds at terminals
- ◇ Mounting position : Any
- ◇ Weight : 0.12 grams

MELF



Maximum Ratings and Electrical Characteristics

Rating at 25 °C ambient temperature unless otherwise specified.

Parameter	Symbol	LL5817	LL5818	LL5819	Units
Maximum recurrent peak reverse voltage	V_{RRM}	20	30	40	V
Maximum RMS voltage	V_{RMS}	14	21	28	V
Maximum DC blocking voltage	V_{DC}	20	30	40	V
Maximum average forward rectified current @ $T_L = 90^\circ\text{C}$	$I_{F(AV)}$	1.0			A
Peak forward surge current, 8.3 ms single half sine-wave superimposed on rated load (JEDEC method)	I_{FSM}	25			A
Maximum instantaneous forward voltage (Note1) @ 1.0 A	V_F	0.450	0.550	0.600	V
Maximum instantaneous forward voltage (Note1) @ 3.0 A	V_F	0.750	0.875	0.900	V
Maximum DC reverse current @ $T_A = 25^\circ\text{C}$ at rated DC blocking voltage @ $T_A = 100^\circ\text{C}$	I_R	0.5			mA
		5			mA
Typical junction capacitance (Note2)	C_j	110			pF
Typical thermal resistance (Note 3)	$R_{\theta JA}$	80			$^\circ\text{C/W}$
Operating and storage temperature range	T_J, T_{STG}	-65 to +125 / -65 to +150			$^\circ\text{C}$

Note: 1.Pulse test with PW = 300 μsec , 1% duty cycle

2.Measured at 1 MHz and applied reverse voltage of 4.0 volts D.C

3.Thermal resistance junction to ambient

Small Signal Product

RATINGS AND CHARACTERISTIC CURVES (LL5817 thru LL5819)

Fig.1 Maximum Forward Current Derating Curve

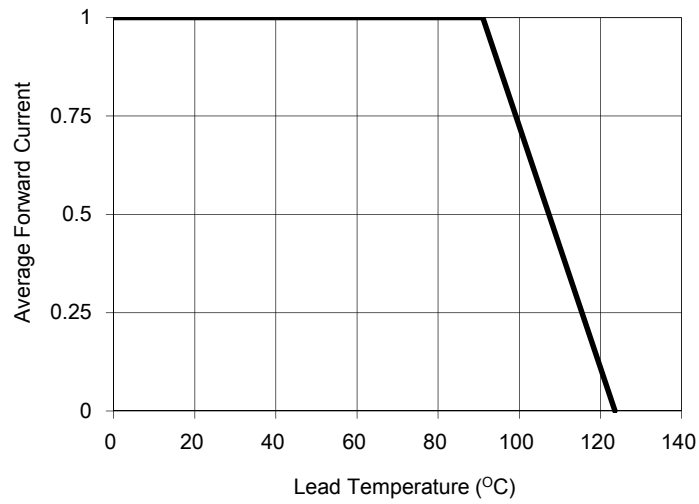


Fig.2 Maximum Non-Repetitive Forward Surge Current

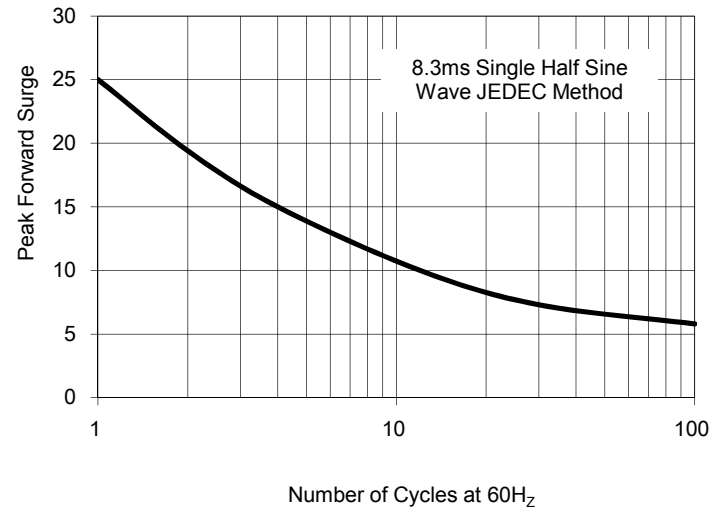


Fig.3 Typical Forward Characteristics

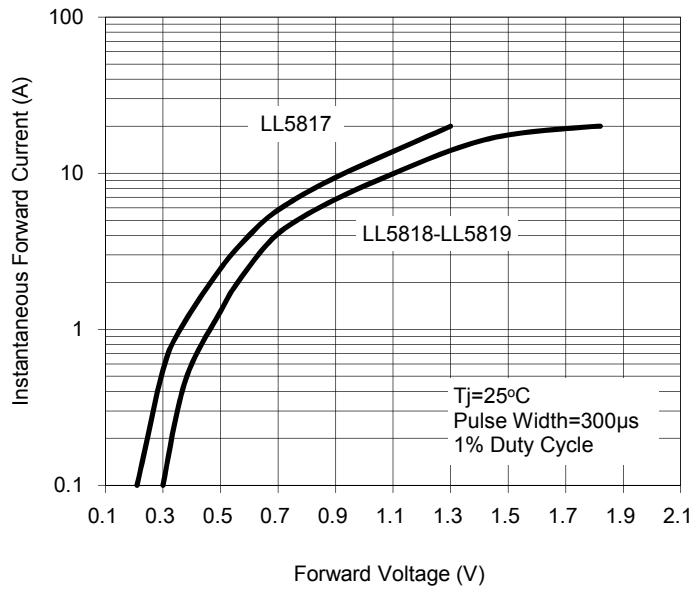


Fig.4 Typical Reverse Characteristics

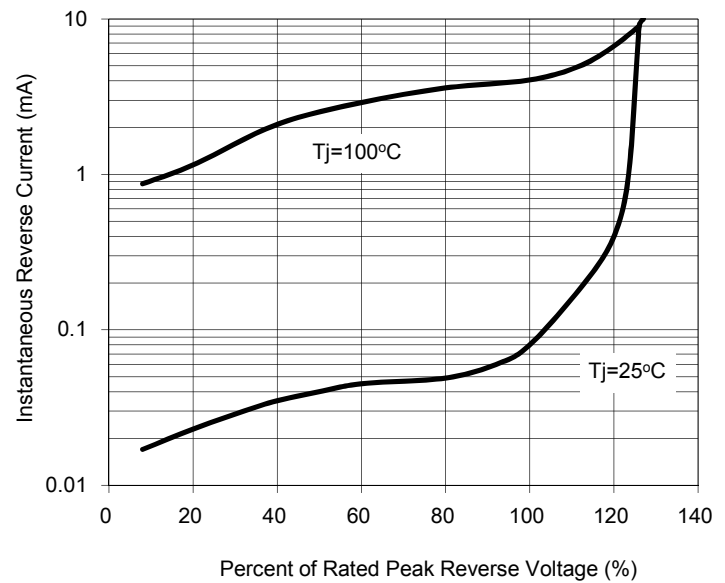


Fig.5 Typical Junction Capacitance

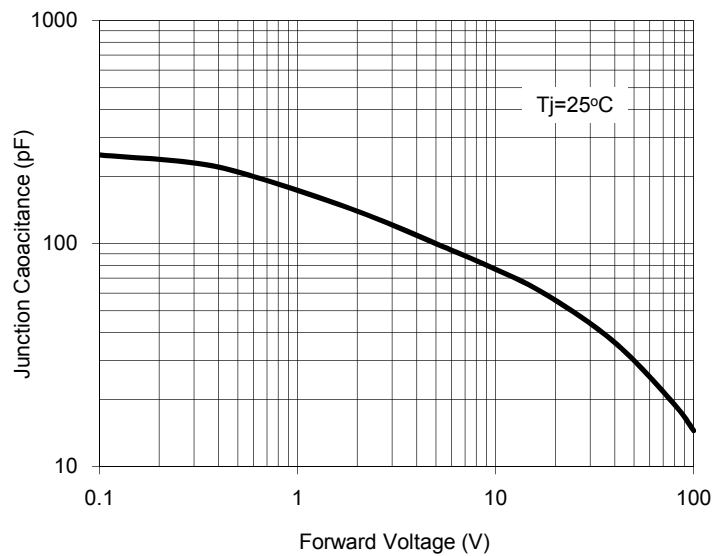
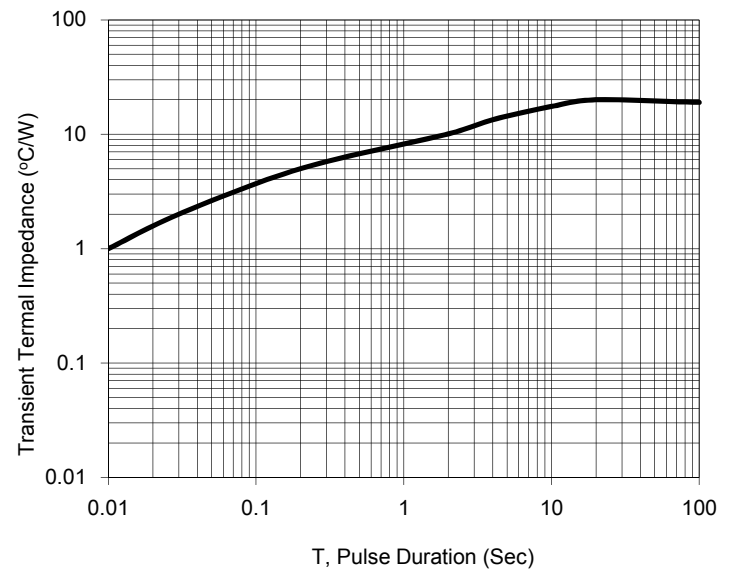


Fig.6 Typical Transient Thermal Characteristics



Small Signal Product

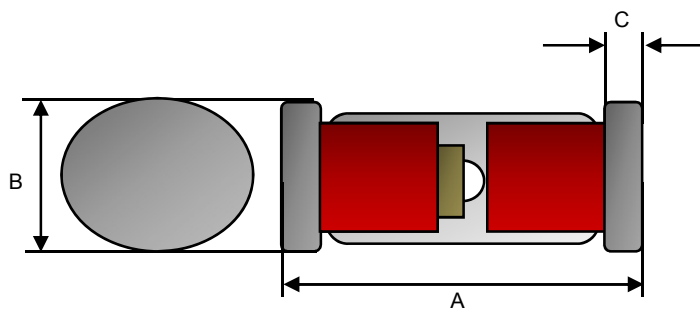
Ordering information (Example)

Part No.	Package	Packing	Packing code	Packing code (Green)	Manufacture code
LL58xx (Note 1)	MELF (Glass Seal)	5K / 13" Reel	L0	L0G	(Note 2)
	MELF (Plastic)	5K / 13" Reel	L0	--	
LL5817	MELF (Glass Seal)	5K / 13" Reel	L0	L0G	
LL5817	MELF (Glass Seal)	5K / 13" Reel	L0	L0G	J0

Note 1 : "xx" is Device Code from "17" thru "19".

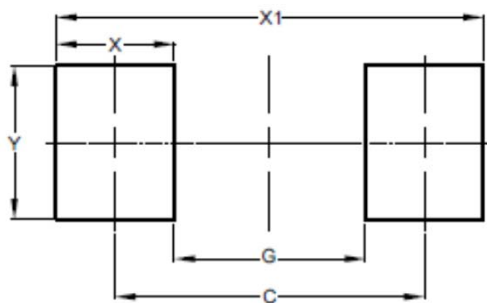
Note 2 : Manufacture special control, if empty means no special control requirement.

Dimensions



DIM.	Unit(mm)		Unit(inch)	
	Min	Max	Min	Max
A	4.80	5.50	0.189	0.217
B	2.25	2.67	0.089	0.105
C	0.30	0.60	0.012	0.024

Suggested PAD Layout



DIM.	Unit(mm)	Unit(inch)
	Typ.	Typ.
C	4.80	0.189
G	3.30	0.130
X	1.50	0.059
X1	6.30	0.248
Y	2.70	0.106