

Features

- Low Reverse Recovery Time
- Low Reverse Capacitance
- Low Forward Voltage Drop
- Guard Ring Construction for Transient Protection
- Epoxy Meets UL 94 V-0 Flammability Rating
- Halogen Free Available Upon Request By Adding Suffix "-HF"
- Moisture Sensitivity Level 1
- Lead Free Finish/RoHS Compliant ("P" Suffix Designates RoHS Compliant. See Ordering Information)

Maximum Ratings

- Operating Junction Temperature Range: -55°C to +125°C
- Storage Temperature Range: -55°C to +150°C
- Thermal Resistance: 250°C/W Junction to Ambient

MCC Part Number	Device Marking	Maximum Recurrent Peak Reverse Voltage	Maximum RMS Voltage	Maximum DC Blocking Voltage
SD101AWS	S1	60V	42V	60V
SD101BWS	S2	50V	35V	50V
SD101CWS	S3	40V	28V	40V

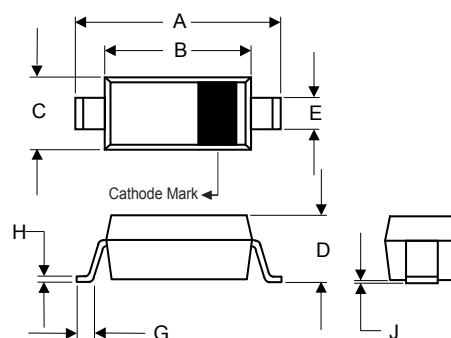
Electrical Characteristics @ 25°C Unless Otherwise Specified

Forward Continuous Current	$I_{F(AV)}$	15mA	
Peak Forward Surge Current	I_{FSM}	2A	t=8.3ms
Power Dissipation	P_d	400mW	Note 1
Maximum Instantaneous Forward Voltage	V_F	SD101AWS	0.41V
		SD101BWS	0.40V
		SD101CWS	0.39V
			$I_F=1mA$
Maximum DC Blocking Voltage	I_R	SD101AWS	1.00V
		SD101BWS	0.95V
		SD101CWS	0.90V
			$I_F=15mA$
Maximum Reverse Recovery Time	t_{rr}	1.0ns	$I_F=I_R=5mA$ $I_{rr}=0.1 \times I_R, R_L=100\Omega$
Maximum Junction Capacitance	C_J	2.0pF 2.1pF 2.2pF	Measured at 1.0MHz, $V_R=0.0V$

Note: 1. Valid provided that electrodes are kept at ambient temperature

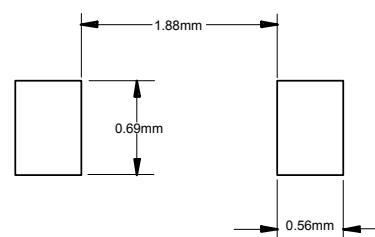
400mW Small Signal Schottky Diode 40 to 60 Volts

SOD-323



DIM	DIMENSIONS				NOTE
	INCHES		MM		
	MIN	MAX	MIN	MAX	
A	0.090	0.107	2.30	2.70	
B	0.063	0.071	1.60	1.80	
C	0.045	0.053	1.15	1.35	
D	0.031	0.045	0.80	1.15	
E	0.010	0.016	0.25	0.40	
G	0.004	0.018	0.10	0.45	
H	0.004	0.010	0.10	0.25	
J	-----	0.006	-----	0.15	

Suggested Solder Pad Layout



Curve Characteristics

Fig. 1 - Typical Instantaneous Forward Characteristics

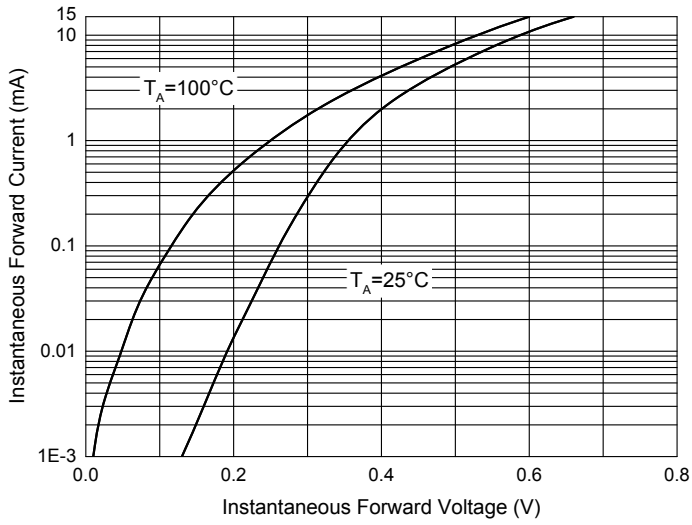


Fig. 2 - Typical Reverse Leakage Characteristics

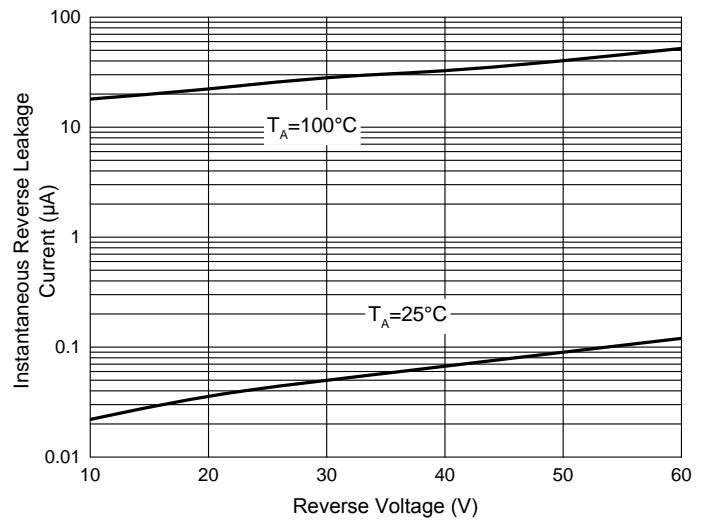
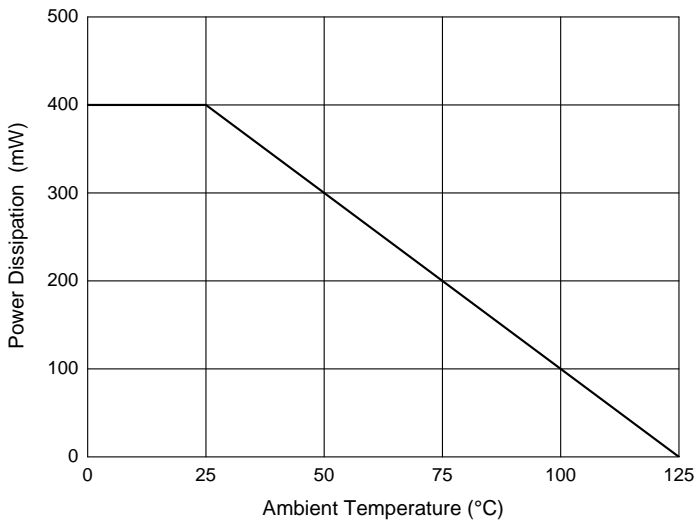


Fig. 3 - Power Derating Curve



Ordering Information

Device	Packing
Part Number-TP	Tape&Reel: 3Kpcs/Reel

Note : Adding "-HF" Suffix For Halogen Free, eg. Part Number-TP-HF

*****IMPORTANT NOTICE*****

Micro Commercial Components Corp. reserves the right to make changes without further notice to any product herein to make corrections, modifications , enhancements , improvements , or other changes . **Micro Commercial Components Corp .** does not assume any liability arising out of the application or use of any product described herein; neither does it convey any license under its patent rights ,nor the rights of others . The user of products in such applications shall assume all risks of such use and will agree to hold **Micro Commercial Components Corp .** and all the companies whose products are represented on our website, harmless against all damages.

*****LIFE SUPPORT*****

MCC's products are not authorized for use as critical components in life support devices or systems without the express written approval of Micro Commercial Components Corporation.

*****CUSTOMER AWARENESS*****

Counterfeiting of semiconductor parts is a growing problem in the industry. Micro Commercial Components (MCC) is taking strong measures to protect ourselves and our customers from the proliferation of counterfeit parts. MCC strongly encourages customers to purchase MCC parts either directly from MCC or from Authorized MCC Distributors who are listed by country on our web page cited below. Products customers buy either from MCC directly or from Authorized MCC Distributors are genuine parts, have full traceability, meet MCC's quality standards for handling and storage. **MCC will not provide any warranty coverage or other assistance for parts bought from Unauthorized Sources.** MCC is committed to combat this global problem and encourage our customers to do their part in stopping this practice by buying direct or from authorized distributors.