

# GS2AFL THRU GS2MFL

## Features

- Halogen free available upon request by adding suffix "-HF"
- Epoxy meets UL 94 V-0 flammability rating
- Moisture Sensitivity Level 1
- Extremely Low Thermal Resistance
- High Temp Soldering: 260°C for 10 Seconds At Terminals
- ☞ Lead Free Finish/Rohs Compliant (Note1) ("P" Suffix designates Compliant. See ordering information)

## Maximum Ratings

- Operating Temperature: -55°C to +150°C
- Storage Temperature: -55°C to +150°C
- Maximum Thermal Resistance; 13°C/W Junction To Lead

MCC Catalog Number	Device Marking	Maximum Recurrent Peak Reverse Voltage	Maximum RMS Voltage	Maximum DC Blocking Voltage
GS2AFL	GS2A	50V	35V	50V
GS2BFL	GS2B	100V	70V	100V
GS2DFL	GS2D	200V	140V	200V
GS2GFL	GS2G	400V	280V	400V
GS2JFL	GS2J	600V	420V	600V
GS2KFL	GS2K	800V	560V	800V
GS2MFL	GS2M	1000V	700V	1000V

## Electrical Characteristics @ 25 °C Unless Otherwise Specified

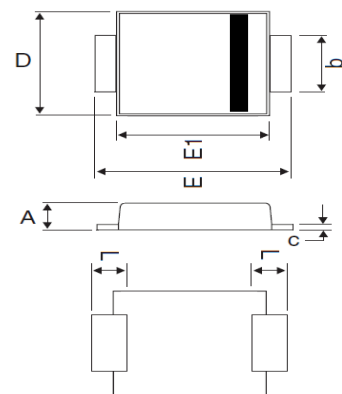
Average Forward current	$I_{F(AV)}$	2.0A	$T_L = 110^\circ\text{C}$
Peak Forward Surge Current	$I_{FSM}$	50A	8.3ms, half sine,
Maximum Instantaneous Forward Voltage	$V_F$	1.1V	$I_{FM} = 2.0A;$ $T_J = 25^\circ\text{C}^*$
Maximum DC Reverse Current At Rated DC Blocking Voltage	$I_R$	5 $\mu\text{A}$ 125 $\mu\text{A}$	$T_J = 25^\circ\text{C}$ $T_J = 125^\circ\text{C}$
Typical Junction Capacitance	$C_J$	20pF	Measured at 1.0MHz, $V_R=4.0V$
Maximum Reverse Recovery Time	$T_{rr}$	2.1us(Typ.) 4us(Max)	$I_F=0.5A, I_R=1.0A,$ $I_{rr}=0.25A$

\*Pulse test: Pulse width 300  $\mu\text{sec}$ , Duty cycle 2%

Note 1: High Temperature Solder Exemptions Applied, see EU Directive Annex 7a.

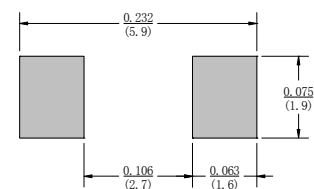
## 2.0 Amp Glass Passivated Rectifier 50 to 1000 Volts

### DO-221AC (SMA-FL)



DIM	INCHES		MM		NOTE
	MIN	MAX	MIN	MAX	
A	.035	.047	0.90	1.20	
b	.049	.065	1.25	1.65	
C	.004	.016	0.10	0.40	
D	.089	.116	2.25	2.95	
E	.173	.220	4.40	5.60	
E1	.126	.181	3.20	4.60	
L	.028	.059	0.70	1.50	

### SUGGESTED SOLDER PAD LAYOUT



# GS2AFL thru GS2MFL

Figure 1  
Typical Forward Characteristics

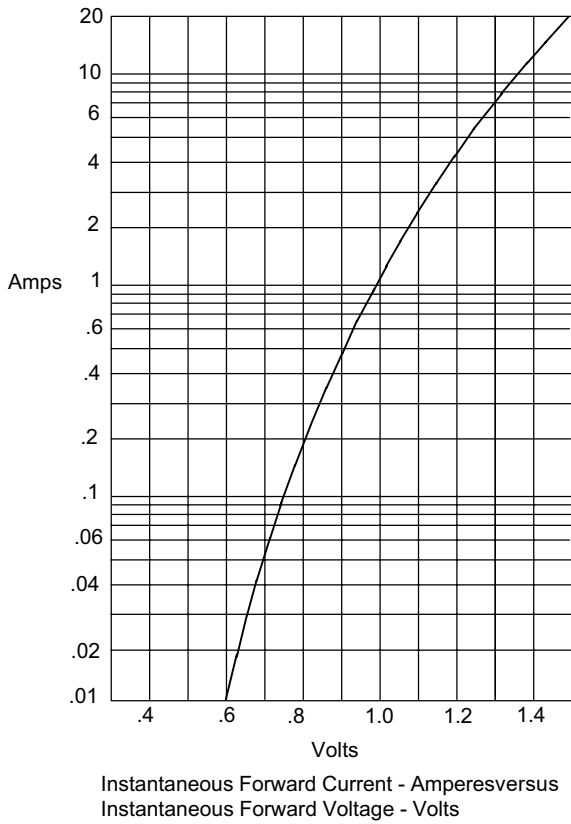


Figure 3  
Maximum Overload Surge Current

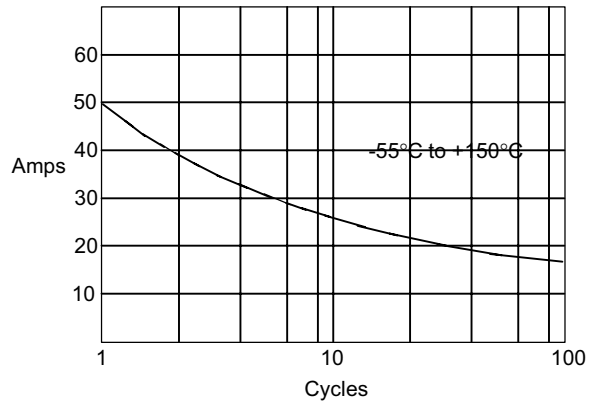


Figure 4  
Forward Derating Curve

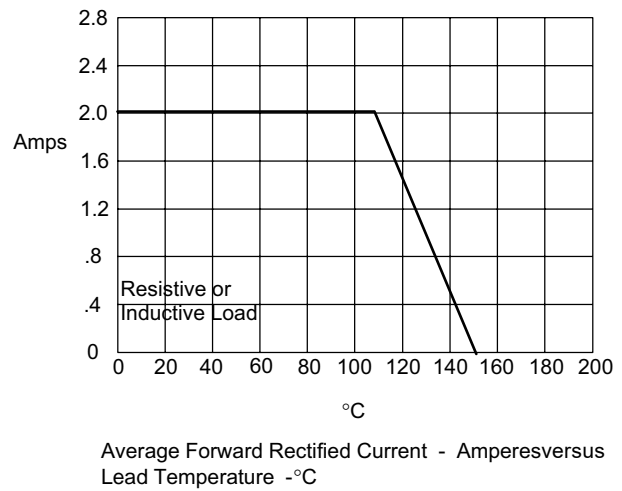
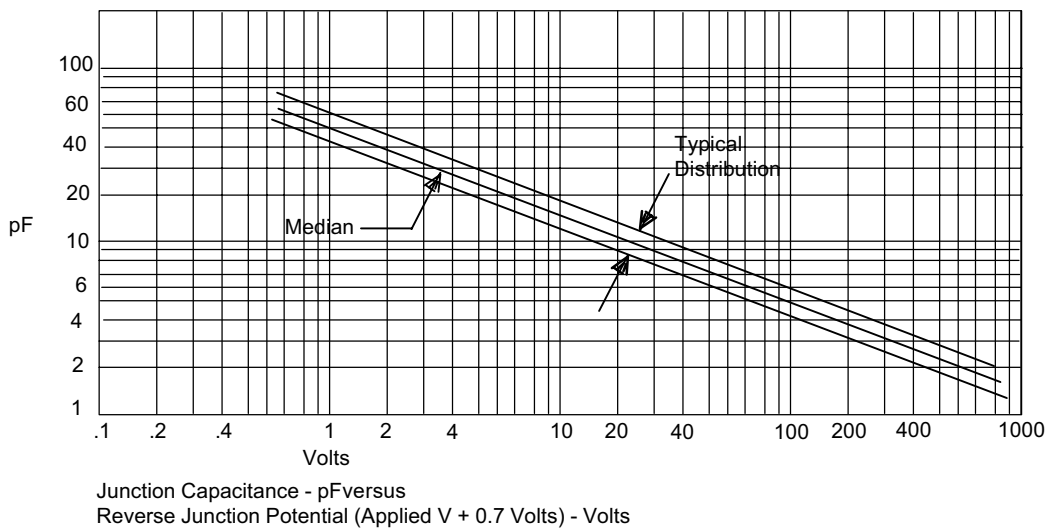


Figure 2  
Junction Capacitance



**Ordering Information :**

Device	Packing
Part Number-TP	Tape&Reel: 10Kpcs/Reel

Note : Adding "-HF" suffix for halogen free, eg. Part Number-TP-HF

**\*\*\*IMPORTANT NOTICE\*\*\***

**Micro Commercial Components Corp.** reserves the right to make changes without further notice to any product herein to make corrections, modifications , enhancements , improvements , or other changes . **Micro Commercial Components Corp .** does not assume any liability arising out of the application or use of any product described herein; neither does it convey any license under its patent rights ,nor the rights of others . The user of products in such applications shall assume all risks of such use and will agree to hold **Micro Commercial Components Corp .** and all the companies whose products are represented on our website, harmless against all damages.

**\*\*\*LIFE SUPPORT\*\*\***

MCC's products are not authorized for use as critical components in life support devices or systems without the express written approval of Micro Commercial Components Corporation.

**\*\*\*CUSTOMER AWARENESS\*\*\***

Counterfeiting of semiconductor parts is a growing problem in the industry. Micro Commercial Components (MCC) is taking strong measures to protect ourselves and our customers from the proliferation of counterfeit parts. MCC strongly encourages customers to purchase MCC parts either directly from MCC or from Authorized MCC Distributors who are listed by country on our web page cited below. Products customers buy either from MCC directly or from Authorized MCC Distributors are genuine parts, have full traceability, meet MCC's quality standards for handling and storage. **MCC will not provide any warranty coverage or other assistance for parts bought from Unauthorized Sources.** MCC is committed to combat this global problem and encourage our customers to do their part in stopping this practice by buying direct or from authorized distributors.