



SCHOTTKY DIODE MODULE TYPES 800A

Features

High surge Capability
Types Up to 100V V_{RRM}



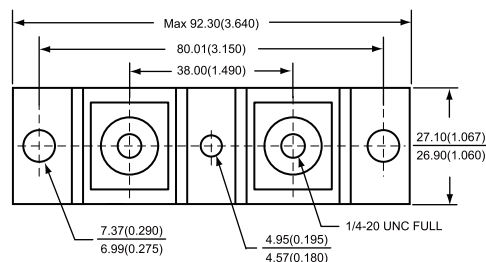
Maximum Ratings

Operating Temperature: -55°C to +150°C

Storage Temperature: -55°C to +150°C

Dimensions in mm (1 mm = 0.0394")

Part Number	Maximum Recurrent Peak Reverse Voltage	Maximum RMS Voltage	Maximum DC Blocking Voltage
MBRA80020CT(R)	20V	14V	20V
MBRA80030CT(R)	30V	21V	30V
MBRA80035CT(R)	35V	25V	35V
MBRA80040CT(R)	40V	28V	40V
MBRA80045CT(R)	45V	32V	45V
MBRA80060CT(R)	60V	42V	60V
MBRA80080CT(R)	80V	56V	80V
MBRA800100CT(R)	100V	70V	100V



Electrical Characteristics @ 25°C Unless Otherwise Specified

Average Forward Current (Per pkg)	$I_{F(AV)}$	800A	$T_C = 100^\circ\text{C}$
Peak Forward Surge Current (Per leg)	I_{FSM}	6000A	8.3ms, half sine
Maximum Instantaneous Forward Voltage (Per leg) 20V~45V 50V~60V 80V~100V	V_F	0.72V 0.78V 0.84V	$I_{FM}=400A; T_J=25^\circ\text{C}$
Maximum Instantaneous Reverse Current At Rated DC Blocking Voltage (Per leg) NOTE (1)	I_R	1 mA 10 mA 50 mA	$T_J = 25^\circ\text{C}$ $T_J = 100^\circ\text{C}$ $T_J = 150^\circ\text{C}$
Maximum Thermal Resistance Junction To Case (Per leg)	$R_{\theta jc}$	0.25°C/W	

NOTE :

(1) Pulse Test: Pulse Width 300 μsec , Duty < 2%

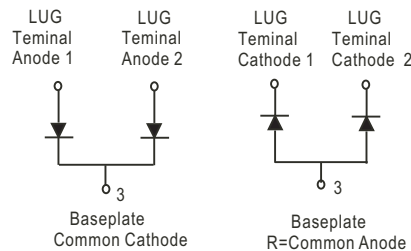
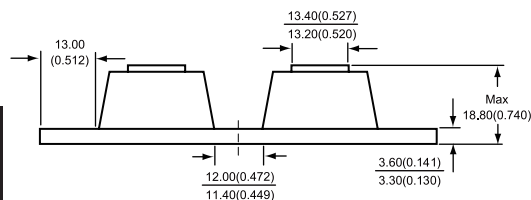




Figure.1-Typical Forward Characteristics

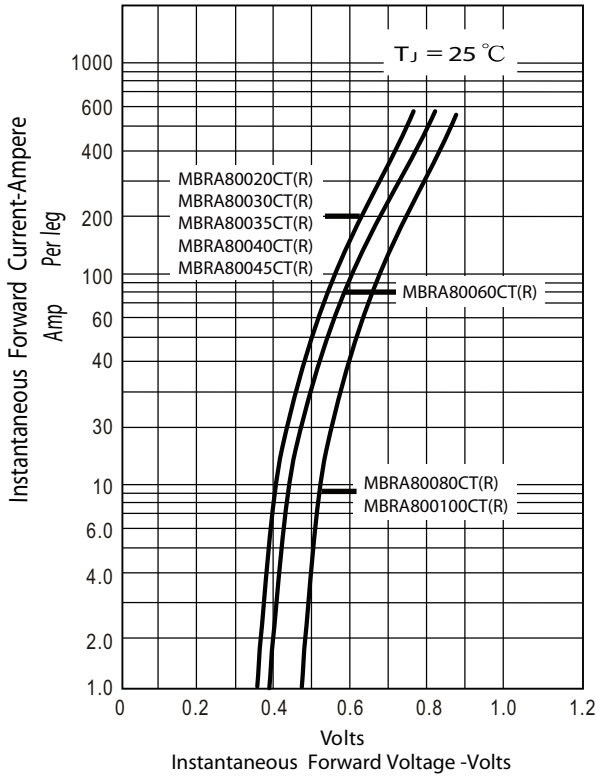


Figure.2-Forward Derating Curve

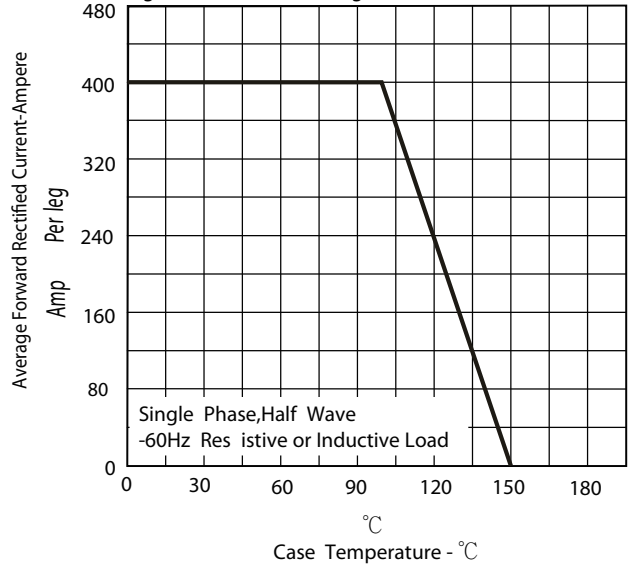


Figure.3-Peak Forward Surge Current

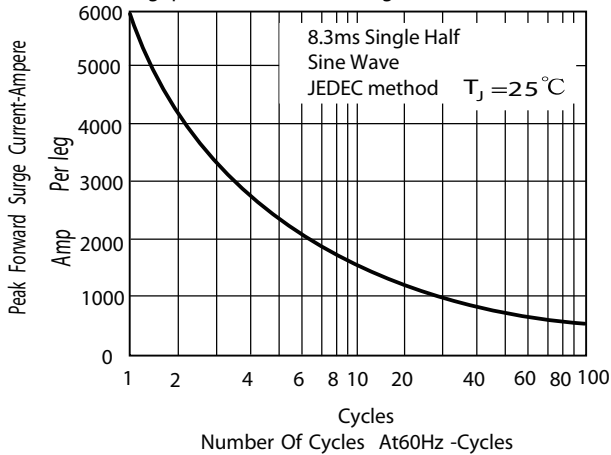


Figure.4-Typical Reverse Characteristics

