


Vitreous Wirewound Resistors



FEATURES

- All welded construction
- Ceramic core
- Models acc. MIL-R-26 available
- Complete vitreous coating for perfect humidity protection
- Available in adjustable = "E" or non inductive design = "Ni"
- TCR 100 ppm/K to 180 ppm/K - WM 110 (Class 3)
- Material categorization: For definitions of compliance please see www.vishay.com/doc?99912



RoHS
COMPLIANT
HALOGEN
FREE

STANDARD ELECTRICAL SPECIFICATIONS				
MODEL	POWER RATING $P_{40^{\circ}\text{C}}$ W	LIMITING VOLTAGE V	RESISTANCE RANGE Ω E12 = $\pm 10\%$ TOL., E24 = $\pm 5\%$ TOL. DIN 41432	TOLERANCE $\pm \%$
RW 10 x 44	18	400	1 to 36K	10
RW 10 x 44 E	11		7.5 to 36K	5
RW 10 x 44 Ni	11		1.0 to 1.6K	10
			6.8 to 1.6K	5
RW 10 x 44 Ni	11		6.2 to 2.4K	10, 5
RW 12 x 25	11	120	0.39 to 13K	10
			33 to 13K	5
RW 12 x 38	15	350	1.0 to 33K	10
			5.6 to 33K	5
RW 12 x 38 E	14		4.3 to 1.5K	10
RW 12 x 38 Ni	14		5.6 to 1.5K	5
			5.6 to 2.2K	10, 5
RW 12 x 51	25	600	1.0 to 56K	10
			5.6 to 56K	5
RW 12 x 51 E	17		1.0 to 2.4K	10
RW 12 x 51 Ni	17		6.8 to 2.4K	5
			9.1 to 3.6K	10, 5
RW 12 x 76	45	1000	2.0 to 91K	10
			8.2 to 91K	5
RW 12 x 76 E	27		2.0 to 4.3K	10
RW 12 x 76 Ni	27		13 to 4.3K	5
			16 to 6.2K	10, 5
RW 20 x 76	70	1000	1.0 to 75K	10
			12 to 75K	5
RW 20 x 76 E	42		1.0 to 6.8K	10
			20 to 6.8K	5
RW 20 x 76 Ni	42		24 to 10K	10, 5



STANDARD ELECTRICAL SPECIFICATIONS				
MODEL	POWER RATING $P_{40^{\circ}\text{C}}$ W	LIMITING VOLTAGE V	RESISTANCE RANGE Ω E12 = $\pm 10\%$ TOL., E24 = $\pm 5\%$ TOL. DIN 41432	TOLERANCE $\pm \%$
RW 20 x 102	90	1400	3 to 110K	10
			18 to 110K	5
RW 20 x 102 E	55		3 to 10K	10
			30 to 10K	5
RW 20 x 102 Ni	55		36 to 15K	10, 5
RW 30 x 102	130	1600	2.7 to 160K	10
			24 to 160K	5
RW 30 x 102 E	80		2.7 to 15K	10
			43 to 15K	5
RW 30 x 152	220	2500	4.7 to 200K	10
			33 to 200K	5
RW 30 x 152 E	130		4.7 to 24K	10
			75 to 24 K	5
RW 30 x 203	300	3600	6.8 to 270K	10
			47 to 270K	5
RW 30 x 203 E	180		6.8 to 36K	10
			100 to 36K	5
RW 30 x 267	400	5000	8.2 to 390K	10
			75 to 390K	5
RW 30 x 267 E	240		8.2 to 47K	10
			150 to 47K	5
RW 30 x 305	480	6000	10 to 300K	10
			75 to 300K	5
RW 30 x 305 E	290		10 to 56K	10
			160 to 56K	5
RW 29 ⁽¹⁾	11	400	7.5 to 3.3K	5
RW 30 ⁽¹⁾	11	120	33 to 1.1K	5
RW 31 ⁽¹⁾	14	350	5.6 to 3K	5
RW 32 ⁽¹⁾	17	600	5.6 to 4.7K	5
RW 33 ⁽¹⁾	26	1000	8.2 to 8.2K	5
RW 35 ⁽¹⁾	55	1400	18 to 20K	5
RW 36 ⁽¹⁾	78	1600	24 to 30K	5
RW 37 ⁽¹⁾	113	2500	33 to 47K	5
RW 38 ⁽¹⁾	159	3600	47 to 68 K	5
RW 47 ⁽¹⁾	210	5000	75 to 91K	5

Notes⁽¹⁾ Model according to MIL-R-26

- For available "Mounting Accessories for Resistors", please see: www.vishay.com/ppg?21005



PART NUMBER AND PRODUCT DESCRIPTION																	
Part Number: RW0104411009JLX000																	
R	W	0	1	0	4	4	1	1	0	0	9	J	L	X	0	0	0
MODEL		SPECIAL CHARACTER		VALUE		TOLERANCE CODE		PACKAGING CODE		SPECIAL							
RW01044 = RW 10/44 RW01225 = RW 12/25 RW01238 = RW 12/38 RW01251 = RW 12/51 RW01276 = RW 12/76 RW02076 = RW 20/76 RW20102 = RW 20/102 RW30102 = RW 30/102 RW30152 = RW 30/152 RW30203 = RW 30/203 RW30267 = RW 30/267 RW30305 = RW 30/305 RW00029 = RW 29 RW00030 = RW 30 RW00031 = RW 31 RW00032 = RW 32 RW00033 = RW 33 RW00035 = RW 35 RW00036 = RW 36 RW00037 = RW 37 RW00038 = RW 38 ORW0047 = RW 47		0 = Neutral 1 = E 7 = FST C = E FST See also note (1)		3 digit value 1 digit multiplier MULTIPLIER 7 = *10 ⁻³ 8 = *10 ⁻² 9 = *10 ⁻¹ 0 = *10 ⁰ 1 = *10 ¹ 2 = *10 ² 3 = *10 ³ 4 = *10 ⁴		J = ± 5.0 % K = ± 10.0 %		(see Packaging table)		000 = Standard 3 digit code = Special or Ni version (1)							
Product Description: RW 10/44 E 10R 5 % LX																	
RW 10/44		E		10R		5 %		LX									
MODEL (2)		SPECIAL CHARACTER (2)		VALUE (2)		TOLERANCE CODE (2)		PACKAGING DESCRIPTION (3)									

Notes

- (1) For special variants, special winding, or NI version, please contact: ww1resistors@vishay.com
- (2) See "Part Number and Product Description"
- (3) See "Packaging Table"

PACKAGING TABLE				
MODEL	LOOSE		SPECIAL	
	PACKAGING CODE	PACKAGING DESCRIPTION	PACKAGING CODE	PACKAGING DESCRIPTION
All models (4)	LX	LX Loose pack, without quantity	ZX	ZX Special pack (with BV #), without quantity

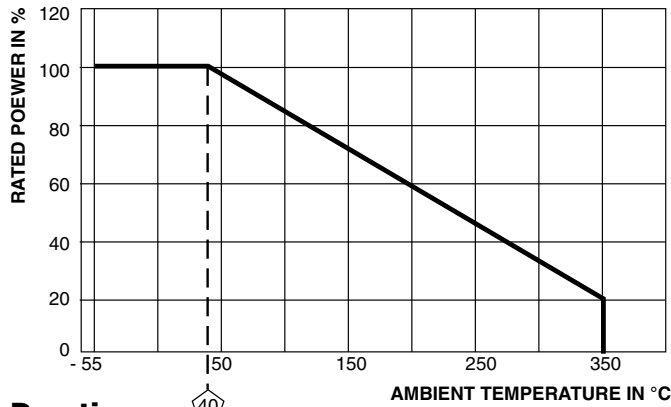
Note

- (4) See "Standard Electrical Specifications"

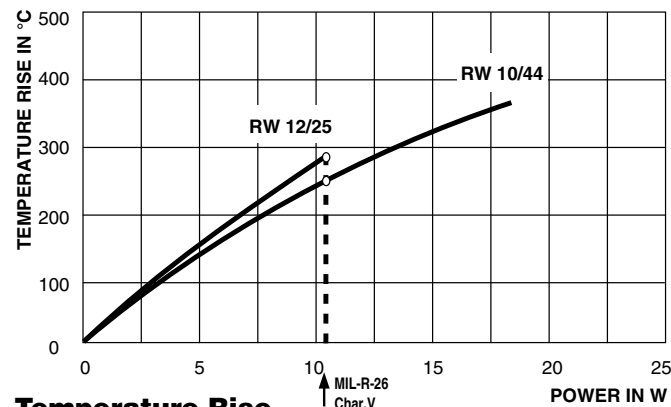
DIMENSIONS in millimeters [inches]							
<div style="display: flex; justify-content: space-around;"> Adjustable lug with contact stud FST A 6.3 mm/DIN 46244 (at end terminals only) </div>							
MODEL		RW 10/44 RW 10/44 E RW 10/44 NI RW 29 ⁽²⁾	RW 12/25 RW 30 ⁽²⁾	RW 12/38 RW 12/38 E RW 12/38 NI RW 31 ⁽²⁾	RW 12/51 RW 12/51 E RW 12/51 NI RW 32 ⁽²⁾	RW 12/76 RW 12/76 E RW 12/76 NI RW 33 ⁽²⁾	RW 20/76 RW 20/76 E RW 20/76 NI
MM	$D_{max.}^{(1)}$	12.7 (15.7) [0.5 (0.618)]	15.1 (18.1) [0.595 (0.713)]	15.1 (18.1) [0.595 (0.713)]	15.1 (18.1) [0.595 (0.713)]	15.1 (18.1) [0.595 (0.713)]	23 (26) [0.906 (1.024)]
	$L \pm 1.6 \text{ mm}$	44.4 [1.748]	25.4 [1.000]	38.1 [1.500]	50.8 [2.000]	76.2 [3.000]	76.2 [3.000]
	a	33.4 [1.315]	14.4 [0.570]	27.1 [1.070]	39.8 [1.570]	65.2 [2.570]	63.2 [2.490]
	a ₁	31.4 [1.236]	-	25.1 [0.990]	37.8 [1.490]	63.2 [2.490]	63.2 [2.490]
	b	6 [0.236]	6 [0.240]	6 [0.240]	6 [0.240]	6 [0.240]	8 [0.310]
	b ₁	5 [0.197]	-	5 [0.200]	5 [0.200]	5 [0.200]	5 [0.200]
	c	16.5 [0.650]	17.5 [0.690]	17.5 [0.690]	17.5 [0.690]	17.5 [0.690]	22 [0.870]
	c ₁	18.5 [0.728]	-	19 [0.750]	19 [0.750]	19 [0.750]	23 [0.910]
	d	4.5 [0.177]	5.5 [0.220]	5.5 [0.220]	5.5 [0.220]	5.5 [0.220]	12 [0.470]
	e	3.2 [0.126]	3.2 [0.130]	3.2 [0.130]	3.2 [0.130]	3.2 [0.130]	4.2 [0.170]
	e ₁	2.8 [0.110]	-	3.2 [0.130]	3.2 [0.130]	3.2 [0.130]	3.2 [0.130]
	s	0.6 [0.024]	0.6 [0.020]	0.6 [0.020]	0.6 [0.020]	0.6 [0.020]	0.8 [0.030]
Weight (g)		10	10	10	15	15	30
MODEL		RW 20/102 RW 20/102 E RW 20/102 NI RW 35 ⁽²⁾	RW 30/102 RW 30/102 E RW 36 ⁽²⁾	RW 30/152 RW 30/152 E RW 37 ⁽²⁾	RW 30/203 RW 30/203 RW 38 ⁽²⁾	RW 30/267 RW 30/267 E RW 47 ⁽²⁾	RW 30/305 RW 30/305 E
MM	$D_{max.}^{(1)}$	23 (26) [0.906 (1.024)]	33.3 (36.3) [1.310 (1.430)]	33.3 (36.3) [1.310 (1.430)]	33.3 (36.3) [1.310 (1.430)]	33.3 (36.3) [1.310 (1.430)]	33.3 (36.3) [1.310 (1.430)]
	$L \pm 1.6 \text{ mm}$	101.6 [4.000]	101.6 [4.000]	152.4 [6.000]	203.2 [8.000]	266.7 [10.50]	304.8 [12.00]
	a	88.6 [3.490]	88.6 [3.490]	139.4 [5.490]	190.2 [7.490]	253.7 [9.990]	291.8 [11.49]
	a ₁	88.6 [3.490]	88.6 [3.490]	139.4 [5.490]	190.2 [7.490]	253.7 [9.990]	291.8 [11.49]
	b	8 [0.310]	8 [0.310]	8 [0.310]	8 [0.310]	8 [0.310]	8 [0.310]
	b ₁	5 [0.200]	8 [0.310]	8 [0.310]	8 [0.310]	8 [0.310]	8 [0.310]
	c	22 [0.870]	31 [1.220]	31 [1.220]	31 [1.220]	31 [1.220]	31 [1.220]
	c ₁	23 [0.910]	27 [1.060]	27 [1.060]	27 [1.060]	27 [1.060]	27 [1.060]
	d	12 [0.470]	18.5 [0.730]	18.5 [0.730]	18.5 [0.730]	18.5 [0.730]	18.5 [0.730]
	e	4.2 [0.170]	4.2 [0.170]	4.2 [0.170]	4.2 [0.170]	4.2 [0.170]	4.2 [0.170]
	e ₁	3.2 [0.130]	4.2 [0.170]	4.2 [0.170]	4.2 [0.170]	4.2 [0.170]	4.2 [0.170]
	s	0.8 [0.030]	0.8 [0.030]	0.8 [0.030]	0.8 [0.030]	0.8 [0.030]	0.8 [0.030]
Weight (g)		62	136	200	260	330	430

Notes

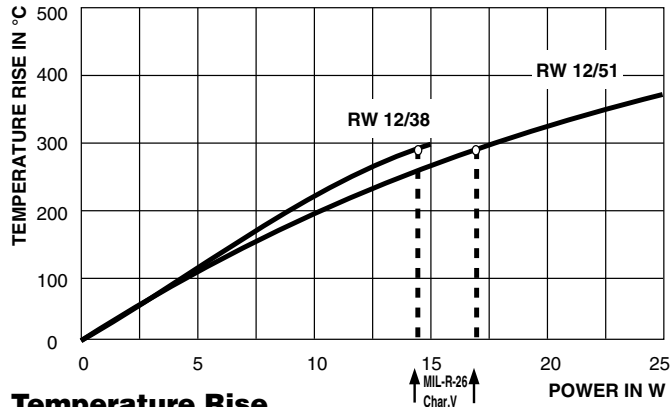
- (1) Numbers in (parenthesis) represent the Dimension D_{max.} for resistor produced with corrugated ribbon
 (2) Model according to MIL-R-26



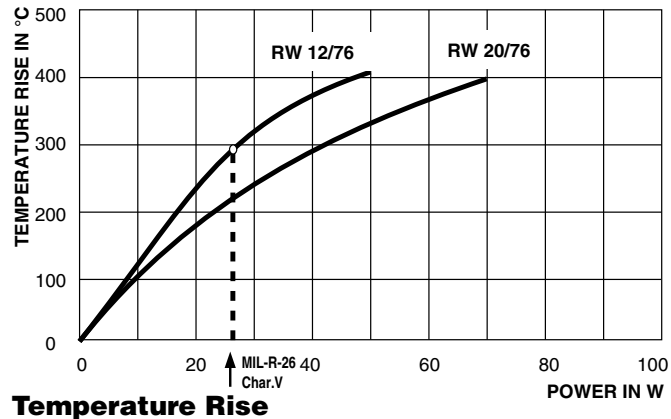
Derating



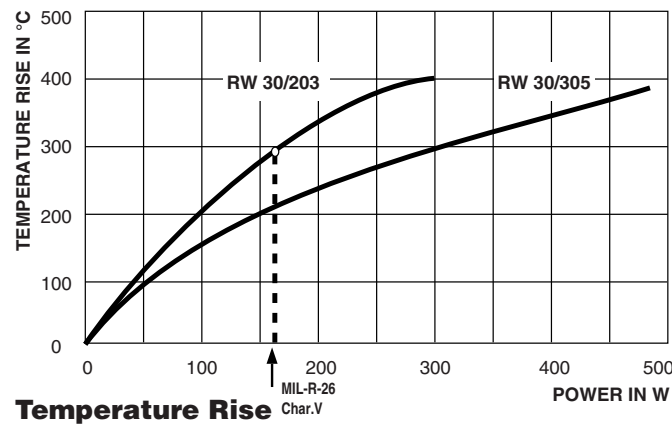
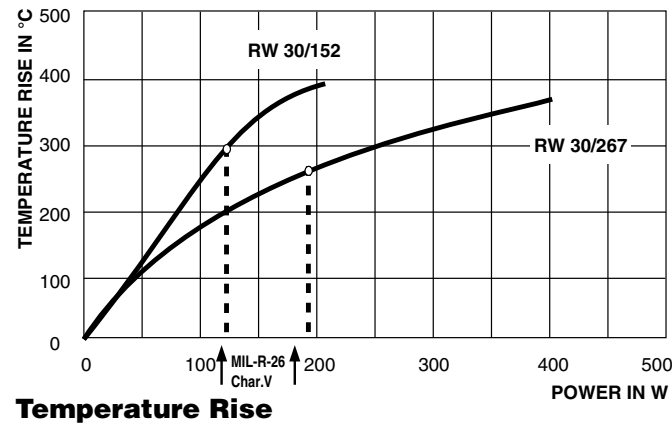
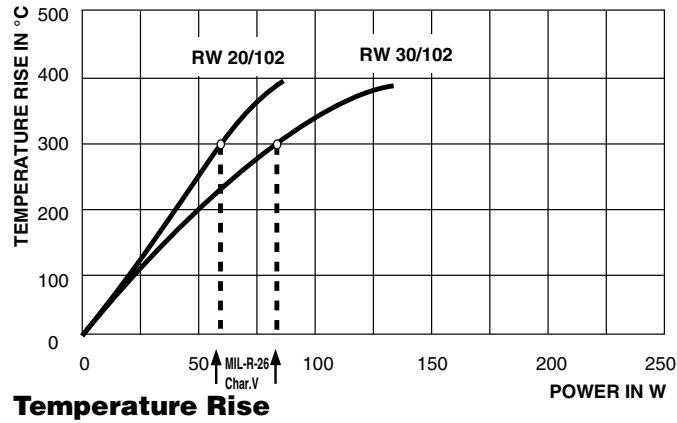
Temperature Rise



Temperature Rise



Temperature Rise





Disclaimer

ALL PRODUCT, PRODUCT SPECIFICATIONS AND DATA ARE SUBJECT TO CHANGE WITHOUT NOTICE TO IMPROVE RELIABILITY, FUNCTION OR DESIGN OR OTHERWISE.

Vishay Intertechnology, Inc., its affiliates, agents, and employees, and all persons acting on its or their behalf (collectively, "Vishay"), disclaim any and all liability for any errors, inaccuracies or incompleteness contained in any datasheet or in any other disclosure relating to any product.

Vishay makes no warranty, representation or guarantee regarding the suitability of the products for any particular purpose or the continuing production of any product. To the maximum extent permitted by applicable law, Vishay disclaims (i) any and all liability arising out of the application or use of any product, (ii) any and all liability, including without limitation special, consequential or incidental damages, and (iii) any and all implied warranties, including warranties of fitness for particular purpose, non-infringement and merchantability.

Statements regarding the suitability of products for certain types of applications are based on Vishay's knowledge of typical requirements that are often placed on Vishay products in generic applications. Such statements are not binding statements about the suitability of products for a particular application. It is the customer's responsibility to validate that a particular product with the properties described in the product specification is suitable for use in a particular application. Parameters provided in datasheets and/or specifications may vary in different applications and performance may vary over time. All operating parameters, including typical parameters, must be validated for each customer application by the customer's technical experts. Product specifications do not expand or otherwise modify Vishay's terms and conditions of purchase, including but not limited to the warranty expressed therein.

Except as expressly indicated in writing, Vishay products are not designed for use in medical, life-saving, or life-sustaining applications or for any other application in which the failure of the Vishay product could result in personal injury or death. Customers using or selling Vishay products not expressly indicated for use in such applications do so at their own risk. Please contact authorized Vishay personnel to obtain written terms and conditions regarding products designed for such applications.

No license, express or implied, by estoppel or otherwise, to any intellectual property rights is granted by this document or by any conduct of Vishay. Product names and markings noted herein may be trademarks of their respective owners.

Material Category Policy

Vishay Intertechnology, Inc. hereby certifies that all its products that are identified as RoHS-Compliant fulfill the definitions and restrictions defined under Directive 2011/65/EU of The European Parliament and of the Council of June 8, 2011 on the restriction of the use of certain hazardous substances in electrical and electronic equipment (EEE) - recast, unless otherwise specified as non-compliant.

Please note that some Vishay documentation may still make reference to RoHS Directive 2002/95/EC. We confirm that all the products identified as being compliant to Directive 2002/95/EC conform to Directive 2011/65/EU.

Vishay Intertechnology, Inc. hereby certifies that all its products that are identified as Halogen-Free follow Halogen-Free requirements as per JEDEC JS709A standards. Please note that some Vishay documentation may still make reference to the IEC 61249-2-21 definition. We confirm that all the products identified as being compliant to IEC 61249-2-21 conform to JEDEC JS709A standards.