

# BLM15EG121SN1#

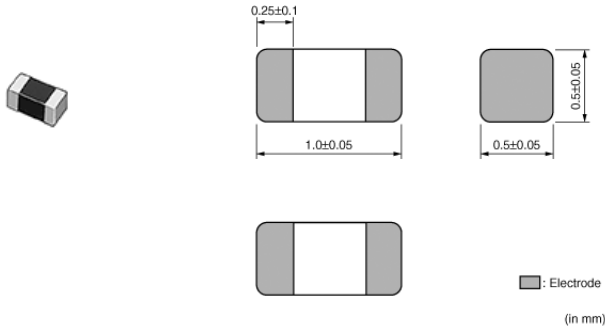
“#” indicates a package specification code.



< List of part numbers with package codes >

BLM15EG121SN1J BLM15EG121SN1B BLM15EG121SN1D

## Appearance & Shape



## Features

Excellent high frequency impedance characteristics with 0402 (EIA) size.

Features (BLM15HG/HD/EG Series)

1. Small size: 1.0x0.5mm (0402)
2. Suitable for noise suppression in 1GHz or higher frequency
3. Low DC Resistance/Large Rated Current (BLM15E)
4. No Lead production using Ni+Sn plating in termination

Applications

1. EMI suppression for Note PC and DSC
2. Noise suppression for data line in mobile phone
3. Prevention of erroneous operation caused by local oscillation signal in mobile phone
4. Optical pickup modules

## Applications

Other Usage	For general
-------------	-------------

## Packaging Information

Packaging	Specifications	Minimum Order Quantity
J	330mm Paper Tape	50000
B	Bulk(Bag)	1000
D	180mm Paper Tape	10000

### Attention

- 1.This datasheet is downloaded from the website of Murata Manufacturing Co., Ltd. Therefore, it's specifications are subject to change or our products in it may be discontinued without advance notice. Please check with our sales representatives or product engineers before ordering.
- 2.This datasheet has only typical specifications because there is no space for detailed specifications. Therefore, please review our product specifications or consult the approval sheet for product specifications before ordering.

# BLM15EG121SN1#

“#” indicates a package specification code.



## Specifications

Shape	SMD	Number of Circuit	1
Size Code (in mm)	1005		
Length	1.0mm		
Length Tolerance	±0.05mm		
Width	0.5mm		
Width Tolerance	±0.05mm		
Thickness	0.5mm		
Thickness Tolerance	±0.05mm		
Impedance (at 100MHz)	120Ω		
Impedance (at 100MHz) Tolerance	±25%		
Impedance (at 1GHz)	145Ω		
Impedance (at 1GHz) Tolerance	(Typ.)		
Rated Current (at 85°C)	1.5A		
Rated Current (at 125°C)	900mA		
DC Resistance(max.)	0.095Ω		
Operating Temperature Range	-55°C to 125°C		
Mass(typ.)	0.001g		

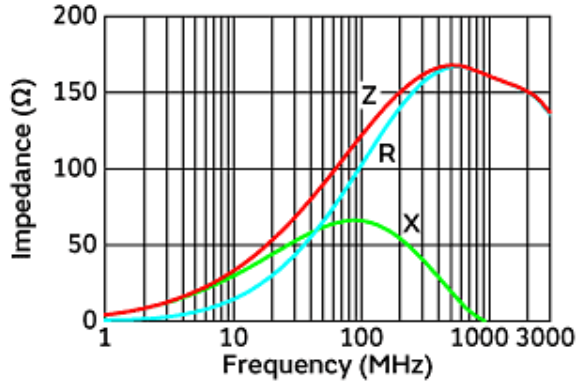
**Attention**

- 1.This datasheet is downloaded from the website of Murata Manufacturing Co., Ltd. Therefore, it's specifications are subject to change or our products in it may be discontinued without advance notice. Please check with our sales representatives or product engineers before ordering.
- 2.This datasheet has only typical specifications because there is no space for detailed specifications.  
 Therefore, please review our product specifications or consult the approval sheet for product specifications before ordering.

# BLM15EG121SN1#

“#” indicates a package specification code.

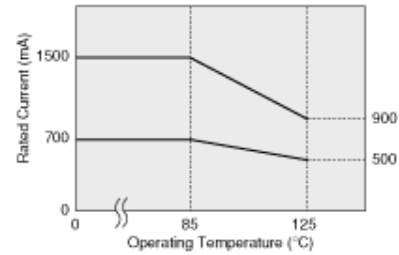
## Product Data



Impedance-Frequency Characteristics

In operating temperature exceeding +85°C, derating of current is necessary for BLM15E series. Please apply the derating curve shown in chart according to the operating temperature.

Derating of Rated Current



Derating of Rated Current



Equivalent Circuit

**Attention**

- 1.This datasheet is downloaded from the website of Murata Manufacturing Co., Ltd. Therefore, it's specifications are subject to change or our products in it may be discontinued without advance notice. Please check with our sales representatives or product engineers before ordering.
- 2.This datasheet has only typical specifications because there is no space for detailed specifications. Therefore, please review our product specifications or consult the approval sheet for product specifications before ordering.