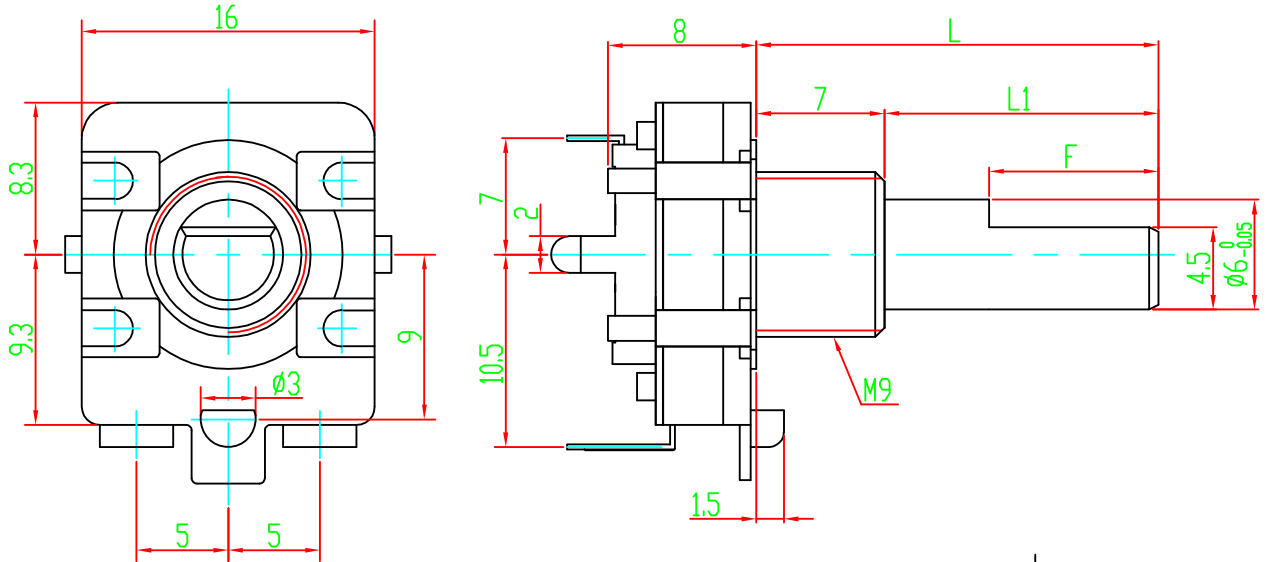


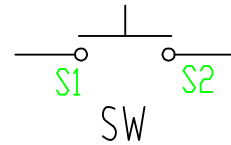
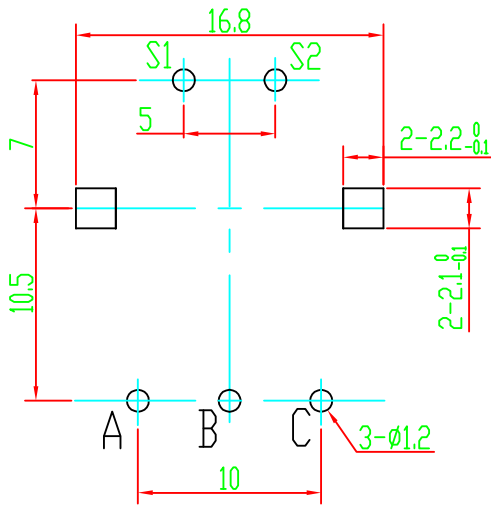
## EC16 Series Specification

	EC16E20-24P24C-SW
<b>Mechanical Characteristics</b>	
ITEM	SPECIFICATION
Total Rotational Angle	360°
Rotational Torque	<input type="checkbox"/> 20 ≈ 200gf.cm
Click pull-out Torque	<input type="checkbox"/> 20 ≈ 150gf.cm
Shaft push-pull Strength	8.0kgf-8.0kgf Min at 8sec
Shaft Wobble Strength	0.7xL/30 mm P-P max L:shaft length
Number of Click	<input checked="" type="checkbox"/> 24 clicks Step Angle: 15° ± 2°
Bushing-nut tightening strength	7.0kgf.cm Min
Shaft rotational gap	0.4mm Max
Shaft play in rotational wobble	5° Max
<b>Electrical Characteristics</b>	
ITEM	SPECIFICATION
Power rated	DC 5V, A、B lead 5mA Max, C lead 10mA Max
Output signal	A、B 2 signals
Resolution	<input checked="" type="checkbox"/> 24 pulses/360°
Contact resistance between pins	1 Ω Max
Phase difference	T1、T2、T3、T4 ≥ 0.06°
Rotation noise	t1, t3 ≤ 3mS t2 ≤ 2mS
Insulation resistance	100M Ω Min at DC 250V
Dielectric	1 minute at AC 300V
<b>三. Endurance characteristics</b>	
ITEM 项目	SPECIFICATION
Rotational life	<input type="checkbox"/> 30,000 ± 200 cycles ≤ 100gf.cm <input type="checkbox"/> 15,000 ± 200 cycles ≥ 100gf.cm
Storage temperature range	-40°C ≈ +85°C
Operating temperature range	-30°C ≈ +80°C
Soldering characteristic	dipping in soldering ≤ 206°C ± 5°, within 3S solder by hand: ≤ 300°C ± 5°, within 3S

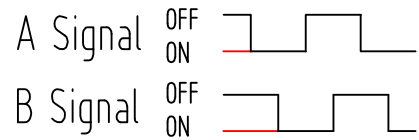
Shaft Shown in Full  
C.C.W. Position



P.C.B MOUNTING DETAIL



CW →



← CCW

L	15	20	✓	31
L1	8	13	✓	24
F	7	12	✓	17

02				05				
01				04				
	DATE	REVISION	APPROVED	03				
			MODEL: EC16E20-24P24C-SW				DRAWING NO:	
2016.12.10	2016.12.10	2016.12.10	<b>SRPASSIVES</b>					
DRAW	CHKD	APPD						