

PHILIPS

Xitanium

LED driver



Datasheet

Xitanium LED drivers – linear HV non-isolated

Xitanium 35W 0.08-0.35A 150V S 230V

Enabling future-proof LED technology

Xitanium LED drivers are designed to operate LED solutions for general lighting applications such as linear lighting, as well as down lighting and spot/accent lighting.

Reliability is enhanced by specific features that protect the connected LED module, e.g. hot wiring, reduced ripple current and thermal de-rating. Most drivers feature central DC operation.

In the coming years LEDs will continue to increase in efficiency, creating generation and complexity challenges for OEMs. With Xitanium LED drivers, flexibility in luminaire design is assured thanks to an adjustable output current. Application-oriented operating windows offer the flexibility required to provide the stable lumen output and light quality levels that lighting specifiers and architects demand.

Benefits

- High reliability underpinned by 5 year warranty
- Future-proof flexibility - application-oriented operating windows enable LED generation and complexity management
- Compatibility - adjustable output current enables operation of various LED solutions from different manufacturers or OEM own designs
- Flicker and noise free dimming with all Touch and DALI LED drivers due to amplitude dimming (AM)

Features

- Up to 95% efficiency, lowest cost and smallest dimensions
- Operating windows - output current can be adjusted via the Philips MultiOne configurator (TD drivers) or with a resistor outside the driver
- Reduced ripple current and thermal de-rating for increased reliability
- Multiple versions - DALI dimmable & programmable, 1-10V dimmable, and fixed-output;
- All T5 form factors but various lengths
- Longer life time (100khrs), improved surge and burst (4kV) and Tambient (-40°C to +60°C) specifications

Application

- 17W, 36W and 75W LED drivers for office applications
- 110W and 150W LED drivers for industry, warehouses, public areas, distribution centers and shopping malls

Electrical input data

Specification item	Value	Unit	Condition
Nominal input voltage	220...240	V _{ac}	performance range
Nominal input frequency	50...60	Hz	
Nominal input current	0.17	A	@230V @ full load
Input voltage	230	V _{ac}	
Nominal input power	39	W	@230V @ full load
Power factor	≥ 0.9		@ full load. See graph.
Total harmonic distortion	≤ 20	%	@ full load. See graph.
Efficiency	90	%	@230V @ full load
Nominal input voltage DC	186...250	V _{dc}	
Nominal input current DC	0.17	A	Input voltage 230 V _{dc} , full load
Input voltage AC	202...254	V _{ac}	Operational range
Input frequency AC	47.5...63	Hz	Maximum permissible range
Input voltage DC	186...250	V _{dc}	Maximum permissible range
Isolation Input to Output	No		

Electrical output data

Specification item	Value	Unit	Condition
Regulation method	Constant Current		
Output voltage	50...150	V _{dc}	
Output voltage max.	250	V	Peak voltage at open load
Output current	0.08...0.35	A	Full output current setting
Output current tolerance	± 5	%	
Output current ripple LF	≤ 4	%	Ripple = peak / average
Output current ripple HF	≤ 4	%	
Output power	10...35	W	Full output

Electrical data controls input

Specification item	Value	Unit	Condition
Control method	Fixed		

Logistical data

Specification item	Value
Product name	Xitanium 35W 0.08-0.35A 150V S 230V
Order code	871869655585900
Logistic code 12NC	9290 015 06406
EAN3	8718696555866
Pieces per box	24


Wiring & Connections

Specification item	Value	Unit	Condition
Input wire cross-section	0.5...1.5	mm ²	WAGO744, solid wire
	16...20	AWG	WAGO744, solid wire
Input wire strip length	8...9	mm	
Output wire cross-section	0.5...1.5	mm ²	WAGO744, solid wire
	16...20	AWG	WAGO744, solid wire
Output wire strip length	8...9	mm	
Maximum cable length	1500	mm	Total length of wiring including LED module, one way



Dimensions and weight

Specification item	Value	Unit	Condition
Length (A1)	280	mm	
Width (B1)	30	mm	
Height (C1)	21	mm	
Fixing hole diameter (D1)	4.1	mm	
Fixing hole distance (A2)	270	mm	
Weight	180	gram	



Operational temperatures and humidity

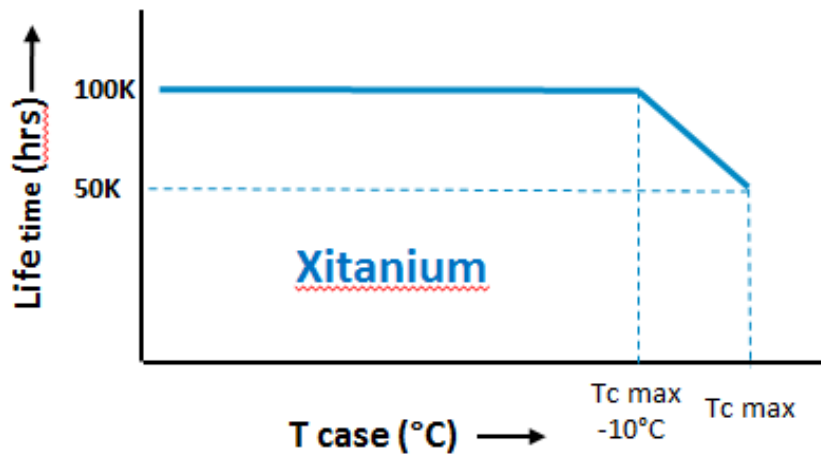
Specification item	Value	Unit	Condition
Ambient temperature	-25...+50	°C	Higher ambient temperature allowed as long as T _{case-max} is not exceeded.
T _{case-max}	75	°C	Maximum temperature measured at T _{case-point}
T _{case-life}	75	°C	Measured at T _{case-point}
Maximum housing temperature	110	°C	In case of a failure
Relative humidity	10...90	%	Non-condensing

Storage temperature and humidity

Specification item	Value	Unit	Condition
Ambient temperature	-25...+85	°C	
Relative humidity	5...95	%	Non-condensing

Lifetime

Specification item	Value	Unit	Condition
Driver lifetime	50,000	hours	Measured temperature at T_{case} -point is T_{case} -life. Maximum failures = 10%



Programmable features

Specification item	Value	Remark	Condition
Set output current (AOC)	SimpleSet	See Design-in guide.	Default output current: $\leq 80\ mA$
LED module temperature derating (MTP)	No		
Constant Lumen Over Lifetime (CLO)	No		
DC emergency dimming (DCemDIM)	No		
Corridor mode	No		
Energy metering	No		
Diagnostics	No		

Features

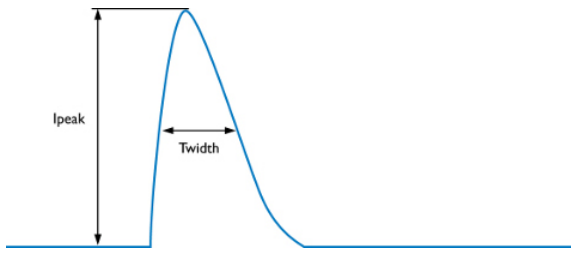
Specification item	Value	Remark	Condition
Open load protection	Yes		Automatic recovering
Short circuit protection	Yes		Automatic recovering
Over power protection	Yes		Automatic recovering
Hot wiring	No		
Suitable for fixtures with protection class	I		per IEC60598

Certificates and standards

Specification item	Value
Approval marks	CCC / CE / ENEC
Ingress Protection classification	20

Inrush current

Specification item	Value	Unit	Condition
Inrush current I_{peak}	15.1	A	Input voltage 230V
Inrush current T_{width}	230	μ s	Input voltage 230V, measured at 50% I_{peak}
Drivers / MCB 16A type B	≤ 33	pcs	



MCB	Rating	Relative number of LED drivers
B	10A	63%
B	13A	81%
B	16A	100% (stated in datasheet)
B	20A	125%
B	25A	156%
C	10A	104%
C	13A	135%
C	16A	170%
C	20A	208%
C	25A	260%

Driver touch current

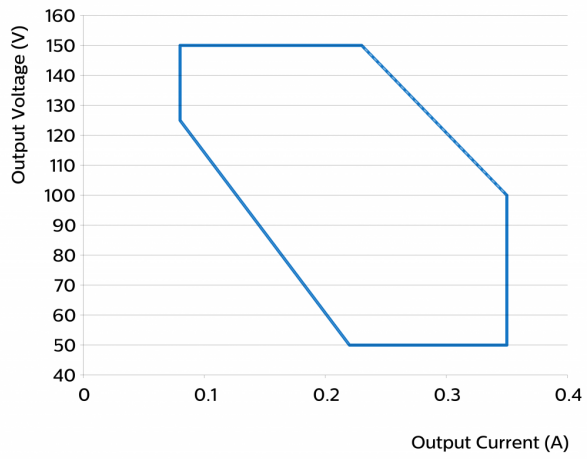
Specification item	Value	Unit	Condition
Typical touch current	0.5	mA peak	Acc. IEC61347-1. LED module contribution not included

Surge immunity

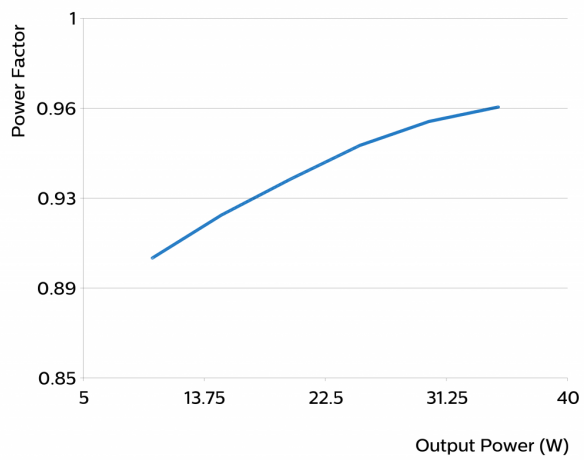
Specification item	Value	Unit	Condition
Mains surge immunity (diff. mode)	1	kV	Acc. IEC61000-4-5. 2 Ohm, 1.2/50us, 8/20us
Mains surge immunity (comm. mode)	2	kV	Acc. IEC61000-4-5. 12 Ohm, 1.2/50us, 8/20us

Graphs

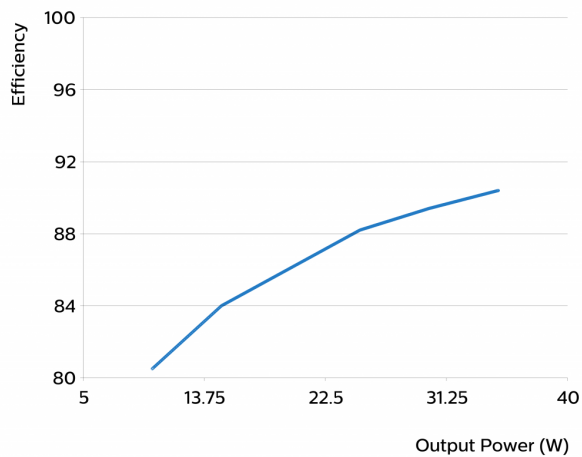
Operating window



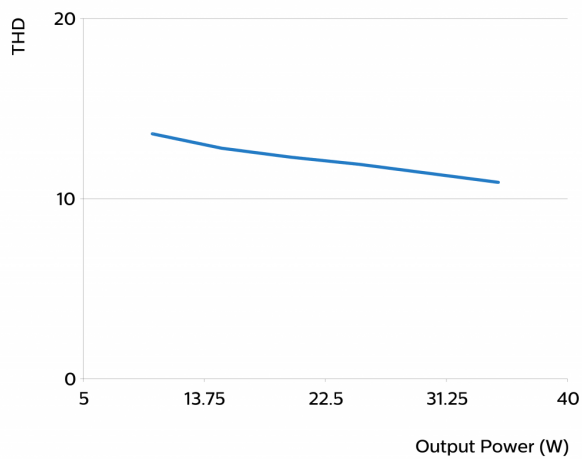
Power factor versus output power



Efficiency versus output power



THD versus output power



©2016 Philips Lighting B.V.

All rights reserved. Reproduction in whole or in part is prohibited without the prior written consent of the copyright owner. The information presented in this document does not form part of any quotation or contract, is believed to be accurate and reliable and may be changed without notice. No liability will be accepted by the publisher for any consequence of its use. Publication thereof does not convey nor imply any license under patent- or other industrial or intellectual property rights. Data subject to change.

Date of release: March 31, 2016

www.philips.com/technology