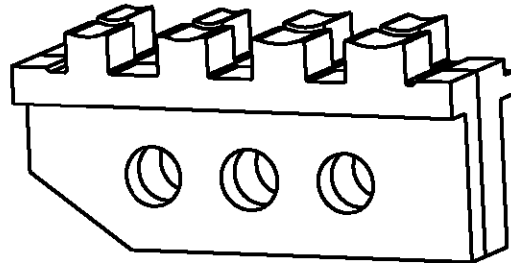
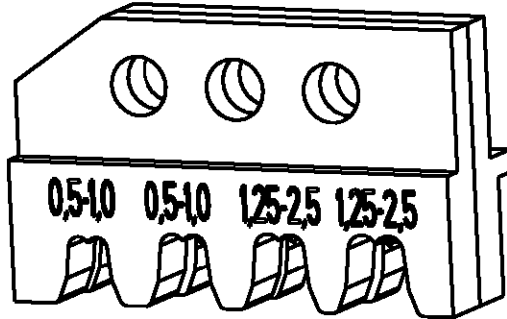


LOC	DIST	REVISIONS					
		P	LTR	DESCRIPTION	DATE	DWN	APVD
A1	-						

Kontakt Contact	DGB (mm <sup>2</sup> ) Wire Range	Drahtcrimp/Wirecrimp		Isocrimp	Iso.-Ø	Betriebsanl. Instr. Sheet
		Hoehe/Height	Breite/Width	Breite/Width	Ins. Range	
927779/ 928818	0,5-1,0	1.23	2.03	2.8	1.4-2,0	411-18149
927783/ 928876	0,5-1,0	1.23	2.03	3.3	2,0-2,7	
927777/ 963885	1,25-2,5	1,56	2,8	3,55	2,1-2,9	
927781	1,25-2,5	1,56	2,8	4,0	2,7-3,7	



539674-2	1	1-539787-5	locator ass.	Positioniereinheit	A
	1	1-539786-0	contact guide	Kontaktabstuetzung	A
	1	1-519151-3	screw M4x25	Schraube M4x25	A
	1	8-539634-6	screw M4x20	Schraube M4x20	A
	1	519024-2	hex nut M4	Mutter M4 DIN 985	A
	1	519021-8	hex nut M4	Mutter M4 DIN 934	A
	QTY Stck	PN	Description	Benennung	REV


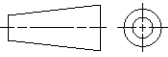
RELEASED FOR PUBLICATION 19

THIS DRAWING IS UNPUBLISHED.

ALL RIGHTS RESERVED.

BY AMP INCORPORATED.

© COPYRIGHT 19

DIMENSIONS: mm -DIN 7168m		DWN M.Reininger 050CT99	MATERIAL -	FINISH -	
TOLERANCES UNLESS OTHERWISE SPECIFIED: 0 PLC ± 1 PLC ± 2 PLC ± 3 PLC ± 4 PLC ± ANGLES ±		CHK J.Reuter 05.10.99	 AMP Deutschland GmbH D - 63225 Langen		
		APVD -			
		PRODUCT SPEC -	NAME ERGOCRIMP Die Set for Junior Power Timer		
		APPLICATION SPEC -	SIZE A4	CAGE CODE 00779	DRAWING NO C=539674-2
CUSTOMER DRAWING		WEIGHT -	SCALE 2:1	SHEET 1 OF 1	REV A