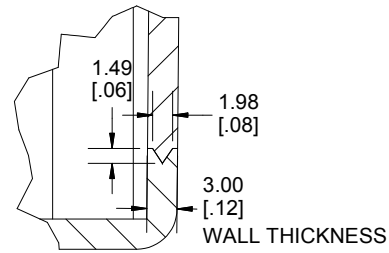
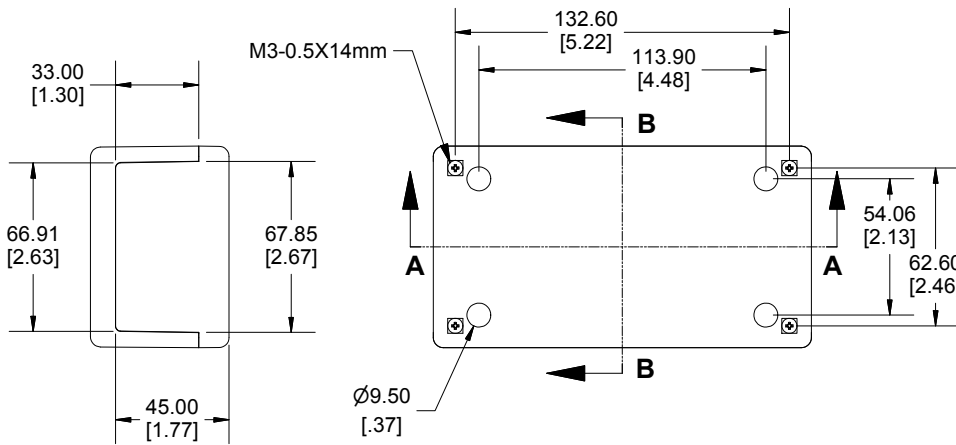


DETAIL E
SCALE 2 / 3

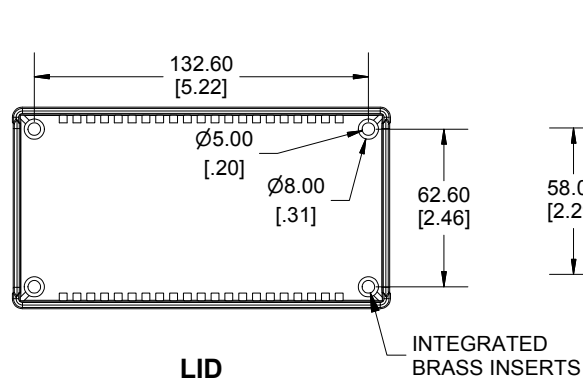
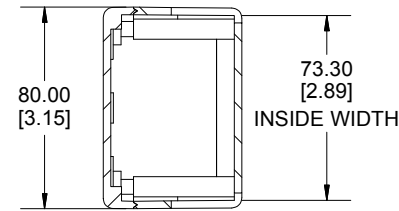
SECTION A-A
SIDE VIEW



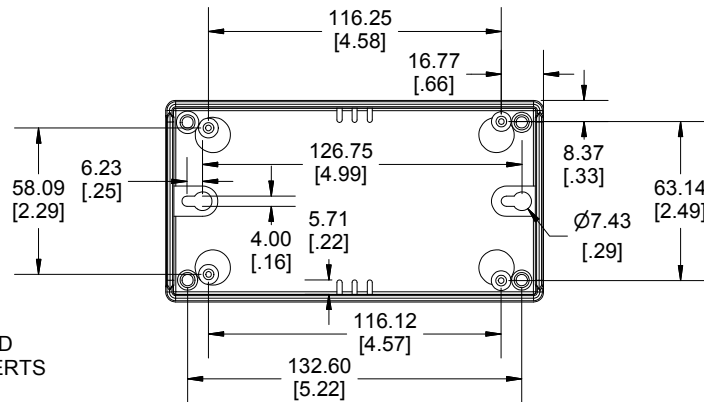
DETAIL D
GROOVE



SECTION B-B
END VIEW



LID



BOX

Enclosures can be Factory Modified (Milling, Drilling, Printing etc.)
Contact Factory mjm@hammondmfg.com for quotes
Solid models of this enclosure available in STEP or IGES.

NOTE
Purchased assembly includes box, lid, 4 cover screws, and 4 P.C. board screws.
Recommended Cover Screw Torque -- 2.5 lbf-in (30 cN-m)

MB1580	
MB1580 Regular Enclosure	
Lid smooth light gray (RAL 7035)	MB158055VL
Bottom smooth dark gray (RAL 7012)	

HAMMOND MANUFACTURING™

MB158055VL

www.hammondmfg.com

Dimensions:
mm
[inches]