


- Reinforced I/O-isolation 7071 VDC rated for 1000 VAC working voltage
- Ultra-high isolation peak voltage 9000 VDC (1s)
- Common Mode Transient Immunity (dv/dt) 15 kV/μs
- Operating temperature range -40 to +85°C
- Low no-load power consumption 144 – 288 mW
- Internal EN 55032 class A filter
- High efficiency up to 88%
- 2:1 input voltage range: 9-18, 18-36, 36-75 VDC
- Protection against overload, overvoltage and short circuit
- 3-year product warranty



The new TRI 10 is a high isolation, regulated 10 Watt DC/DC converter series which comes in a compact DIP-24 package. The core characteristic of the TRI 10 series is a sophisticated reinforced isolation system which is able to withstand high test voltages (9000 VDC for 1s and 7071 VDC for 60s) and working voltages (1000 VACrms). Complementing this isolation characteristic is a high Common Mode Transient Immunity of 15 kV/μs. The new design allows to fully integrate an EN 55032 class A filter and greatly reduces the no-load power consumption. High efficiencies up to 88% allow safe operation from -40°C to +65°C without derating and up to +85°C with derating. All models have a wide 2:1 input voltage range and precisely regulated, isolated output voltages. With the latest IT safety certifications (IEC/EN/UL 62368-1) the TRI 10 series is the perfect choice for many demanding applications in the industrial, transportation and instrumentation sectors.

Models

Order Code	Input Voltage Range	Output 1		Output 2		Efficiency typ.
		Vnom	I _{max}	Vnom	I _{max}	
TRI 10-1210	9 - 18 VDC (12 VDC nom.)	3.3 VDC	2'700 mA			81 %
TRI 10-1211		5.1 VDC	2'000 mA			83 %
TRI 10-1212		12 VDC	833 mA			86 %
TRI 10-1213		15 VDC	666 mA			88 %
TRI 10-1215		24 VDC	416 mA			88 %
TRI 10-1222		+12 VDC	416 mA	-12 VDC	416 mA	88 %
TRI 10-1223		+15 VDC	333 mA	-15 VDC	333 mA	87 %
TRI 10-2410		18 - 36 VDC (24 VDC nom.)	3.3 VDC	2'700 mA		
TRI 10-2411	5.1 VDC		2'000 mA			84 %
TRI 10-2412	12 VDC		833 mA			87 %
TRI 10-2413	15 VDC		666 mA			88 %
TRI 10-2415	24 VDC		416 mA			88 %
TRI 10-2422	+12 VDC		416 mA	-12 VDC	416 mA	88 %
TRI 10-2423	+15 VDC		333 mA	-15 VDC	333 mA	87 %
TRI 10-4810	36 - 75 VDC (48 VDC nom.)		3.3 VDC	2'700 mA		
TRI 10-4811		5.1 VDC	2'000 mA			84 %
TRI 10-4812		12 VDC	833 mA			87 %
TRI 10-4813		15 VDC	666 mA			88 %
TRI 10-4815		24 VDC	416 mA			87 %
TRI 10-4822		+12 VDC	416 mA	-12 VDC	416 mA	87 %
TRI 10-4823		+15 VDC	333 mA	-15 VDC	333 mA	87 %

Input Specifications

Input Current	- at no load	12 Vin models: 12 mA typ. 24 Vin models: 8 mA typ. 48 Vin models: 6 mA typ.
	- at full load	12 Vin models: 960 mA typ. 24 Vin models: 480 mA typ. 48 Vin models: 240 mA typ.
Surge Voltage		12 Vin models: 25 VDC max. (1 s max.) 24 Vin models: 50 VDC max. (1 s max.) 48 Vin models: 100 VDC max. (1 s max.)
Under Voltage Lockout		12 Vin models: 7 VDC min. / 8 VDC typ. 24 Vin models: 15 VDC min. / 16 VDC typ. 48 Vin models: 31 VDC min. / 33 VDC typ.
Input Filter		Internal Pi-Type

Output Specifications

Voltage Set Accuracy		±1% max.
Regulation	- Input Variation (Vmin - Vmax)	single output models: 0.5% max. dual output models: 0.5% max.
	- Load Variation (0 - 100%)	single output models: 0.5% max. dual output models: 1% max. (Output 1) 1% max. (Output 2)
	- Cross Regulation (symmetrical load)	dual output models: 2% max.
	- Cross Regulation (25% / 100% asym. load)	dual output models: 5% max.
Ripple and Noise	- 20 MHz Bandwidth	70 mVp-p max. (with 10 µF MLCC) 50 mVp-p typ. (with 10 µF MLCC)
Capacitive Load	- single output	3.3 Vout models: 4'700 µF max. 5.1 Vout models: 3'300 µF max. 12 Vout models: 560 µF max. 15 Vout models: 360 µF max. 24 Vout models: 140 µF max.
	- dual output	12 / -12 Vout models: 280 / 280 µF max. 15 / -15 Vout models: 180 / 180 µF max.
Minimum Load		Not required
Start-up Time		30 ms typ. / 60 ms max.
Short Circuit Protection		Continuous, Automatic recovery
Output Current Limitation		190% max. of Iout max. 150% typ. of Iout max.
Overvoltage Protection		125% typ. of Vout nom.
Transient Response	- Response Deviation	5% max. (75% to 100% Load Step)
	- Response Time	300 µs typ. (75% to 100% Load Step)

Safety Specifications

Safety Standards	- IT / Multimedia Equipment	EN 62368-1 IEC 62368-1 UL 62368-1
	- Certification Documents	www.tracopower.com/overview/tri10
Pollution Degree		PD 2
Over Voltage Category		OVC II

All specifications valid at nominal input voltage, full load and +25°C after warm-up time unless otherwise stated.

EMC Specifications

EMC Emissions	- Conducted Emissions	EN 55032 class A (internal filter) EN 55032 class B (with external filter) FCC Part 15, class A
	- Radiated Emissions	EN 55032 class A (internal filter) FCC Part 15, class A
EMC Immunity	- Electrostatic Discharge	Air: EN 61000-4-2, ± 15 kV, perf. criteria A Contact: EN 61000-4-2, ± 8 kV, perf. criteria A
	- RF Electromagnetic Field	EN 61000-4-3, 10 V/m, perf. criteria A
	- EFT (Burst)	EN 61000-4-4, ± 2 kV, perf. criteria A
	- Surge	EN 61000-4-5, ± 2 kV, perf. criteria A
	- Conducted RF Disturbances	Ext. Input Component: KY 1 μ F / 100 V EN 61000-4-6, 10 Vrms, perf. criteria A
	- PF Magnetic Field	EN 61000-4-8, 100 A/m, perf. criteria A

General Specifications

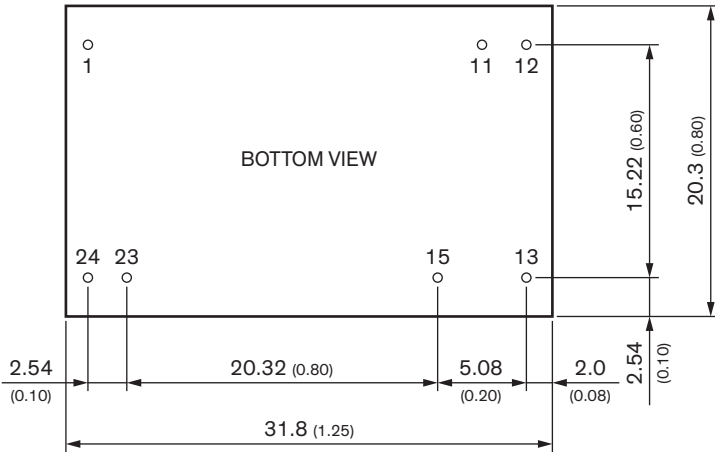
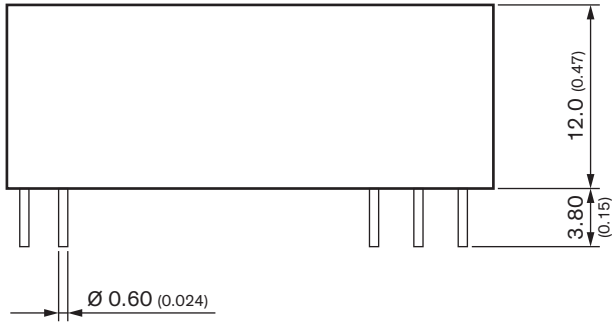
Relative Humidity		95% max. (non condensing)
Temperature Ranges	- Operating Temperature	-40°C to +85°C
	- Case Temperature	+105°C max.
	- Storage Temperature	-50°C to +125°C
Power Derating	- High Temperature	see application note www.tracopower.com/overview/tri10
Cooling System		Natural convection (20 LFM)
Altitude During Operation		5'000 m max.
Switching Frequency		200 - 280 kHz (PWM)
		240 kHz typ. (PWM)
Insulation System		Reinforced Insulation
Working Voltage (rated)		1'000 VAC
Isolation Test Voltage	- Input to Output, 60 s	7'071 VDC
	- Input to Output, 1 s	9'000 VDC
Isolation Resistance	- Input to Output, 500 VDC	10'000 MOhm min.
Isolation Capacitance	- Input to Output, 100 kHz, 1 V	20 pF max.
Common Mode Transient Immunity		15 kV/ μ s min.
Reliability	- Calculated MTBF	3'817'000 h (MIL-HDBK-217F, ground benign)
Housing Material		Plastic (UL 94V-0 rated)
Pin Material		Tinned Copper
Soldering Profile		Wave Soldering (1.5mm from casing)
		260°C / 10 s
Connection Type		THD (Through-Hole Device)
Weight		16 g
Environmental Compliance	- Reach	www.tracopower.com/info/reach-declaration.pdf
	- RoHS	www.tracopower.com/info/rohs-declaration.pdf

Supporting Documents

Overview Link (for additional Documents)	www.tracopower.com/overview/tri10
--	--

All specifications valid at nominal input voltage, full load and +25°C after warm-up time unless otherwise stated.

Outline Dimensions



Dimensions in mm (inch)
 Tolerances $\pm 0.5 (\pm 0.02)$
 Pin $\varnothing 0.5 \pm 0.05 (0.02 \pm 0.002)$

Pinout		
Pin	Single Output	Dual Output
1	+Vin (Vcc)	+Vin (Vcc)
11	No pin	Common
12	-Vout	No pin
13	+Vout	-Vout
15	No pin	+Vout
23	-Vin (GND)	-Vin (GND)
24	-Vin (GND)	-Vin (GND)