




65W DC-DC Non-Isolated Regulated Converter

NID65 series



■ Features :

- Economical open frame design
- Wide input range
- High efficiency up to 97%
- Remote ON / OFF control
- Compact size 2.0"x1.024"x 0.433"(SIP package)
- Protections: Short circuit / Overload / Over voltage
- -30~+85°C wide working temperature
- Cooling by free air convection
- Comply to EN55032 ClassA without additional components
- Trimming output (optional)
- 3 years warranty

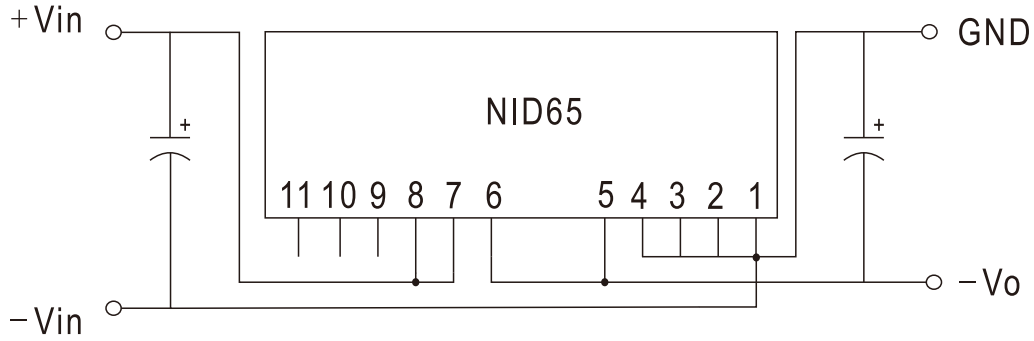


SPECIFICATION

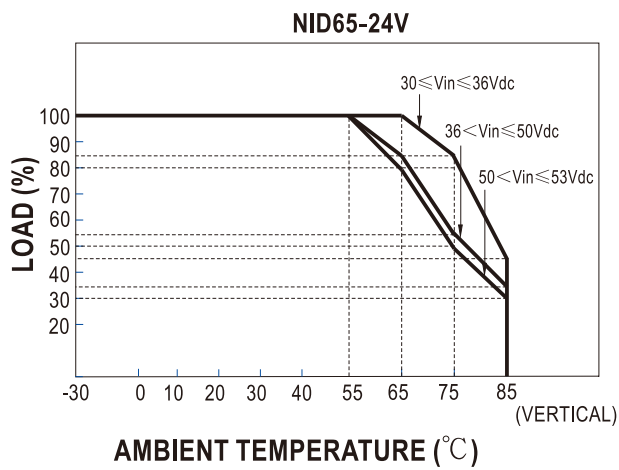
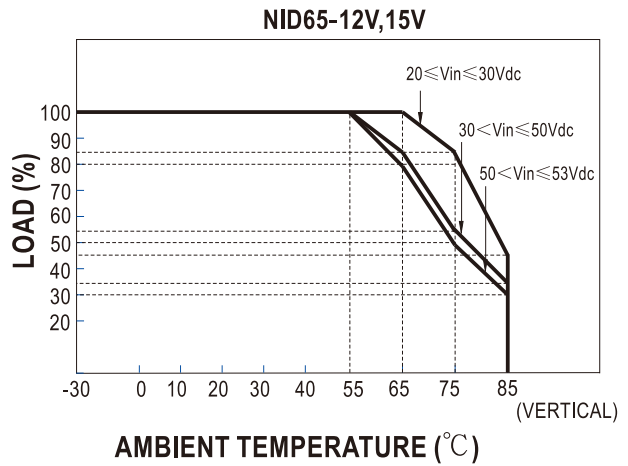
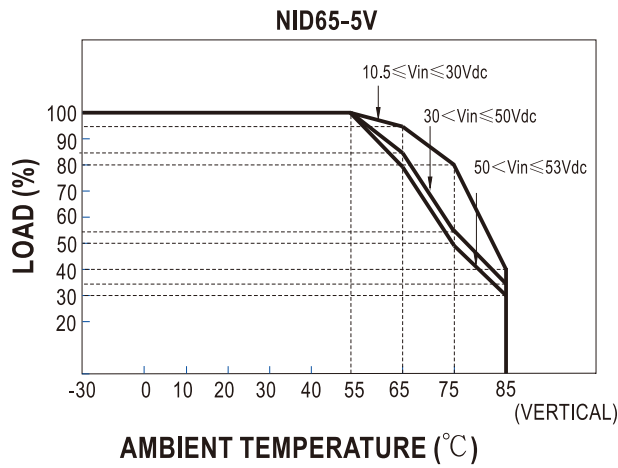
ORDER NO.	NID65-5		NID65-12		NID65-15		NID65-24			
OUTPUT	DC VOLTAGE	5V		12V		15V		24V		
	CURRENT RANGE	0 ~ 6.5A		0 ~ 4.9A		0 ~ 4.3A		0 ~ 2.7A		
	RATED POWER	32.5W		58.8W		64.5W		64.8W		
	RIPPLE & NOISE (max.) Note.2	100mVp-p		120mVp-p		150mVp-p		200mVp-p		
	LINE REGULATION Note.3	±0.5%		±0.5%		±0.5%		±0.5%		
	LOAD REGULATION Note.4	±0.5%		±0.5%		±0.5%		±0.5%		
	VOLTAGE TOLERANCE	±2.0%		±2.0%		±2.0%		±2.0%		
	SWITCHING FREQUENCY (Typ.)	200KHz								
EXTERNAL CAPACITANCE LOAD (max.)	100uF / 16V low ESR		68uf/25V low ESR		47uf/50V low ESR		47uf/50V low ESR			
INPUT	VOLTAGE RANGE	10.5 ~ 53VDC		20 ~ 53VDC		20 ~ 53VDC		30 ~ 53VDC		
	NORMAL VOLTAGE	24VDC (or 12VDC or 48VDC)		24VDC (or 48VDC)		24VDC (or 48VDC)		48VDC		
	EFFICIENCY (Typ.)	24Vin	93% (12/24VDC)		96%		97%		-----	
		48Vin	92%		95%		95%		96%	
	DC CURRENT	Full load	3200mA/12VDC		2700mA/24VDC		3000mA/24VDC		1500mA/48VDC	
No load		20mA		30mA		30mA		50mA		
PROTECTION			Fuse recommended (5A)							
PROTECTION	OVERLOAD (Typ.)	120 ~ 250% rated output power		Protection type : Hiccup mode, recovers automatically after fault condition is removed						
	OVER VOLTAGE	6.4 ~ 7.5V		15.6~ 18V		17.5~ 21V		28~ 33V		
				Protection type : Shut off o/p voltage, clamp by TVS diode						
SHORT CIRCUIT			All output equipped with short circuit		Protection type : Hiccup mode, recovers automatically after fault condition is removed					
FUNCTION	REMOTE CONTROL	Power on : 1.2VDC < R,C ~ com < 12VDC or open circuit ; power off : R,C ~ com < 0.4VDC or short circuit (PIN5,6 & PIN11)								
ENVIRONMENT	SAFETY STANDARDS	EAC TP TC 004 approved								
	WORKING TEMP.	-30 ~ +85°C (Refer to "Derating Curve")								
	WORKING HUMIDITY	20% ~ 85% RH non-condensing								
	STORAGE TEMP.	-30 ~ +105°C								
	TEMP. COEFFICIENT	±0.03% / °C (0 ~ 55°C)								
	VIBRATION	10 ~ 500Hz, 2G 10min./1 cycle, period for 60min. each along X, Y, Z axes								
SAFETY & EMC	SAFETY STANDARD	EN62368-1(LVD)								
	EMC EMISSION	Parameter	Standard		Test Level / Note					
		Conducted	EN55032		Class A without external components, Class B with external components					
		Radiated	EN55032		Class A without external components, Class B with external components					
	EMC IMMUNITY	Parameter	Standard		Test Level / Note					
		Radiated	EN61000-4-3		Level 2, 3V/m ; criteria A					
		EFT / Burst	EN61000-4-4		Level 2, 1KV ; criteria A					
Surge		EN61000-4-5		Level 2, 1KV/Line-Line, criteria A						
Conducted		EN61000-4-6		Level 2, 3V ; criteria A						
OTHERS	DIMENSION	50.8*26*11mm or 2.0**1.024**0.433" inch (L*W*H)								
	WEIGHT	19g;280psc/6.32Kg/0.97CUFT								
NOTE										

■ **Connection diagram to obtain negative output voltage**

Note: input voltage must be < 30VDC.

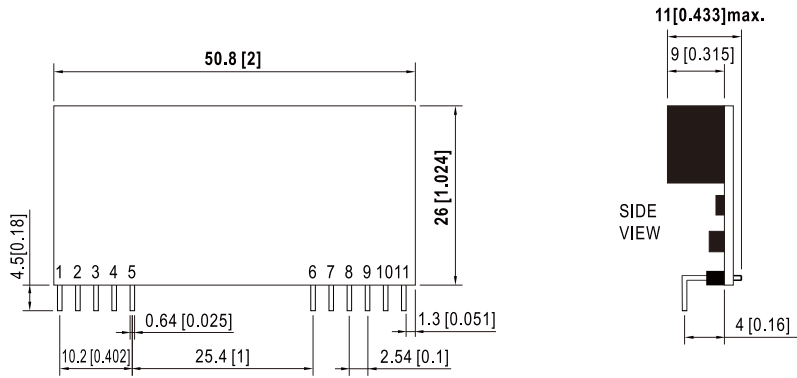


■ **Derating Curve**



Mechanical Specification

Unit:mm(inch)

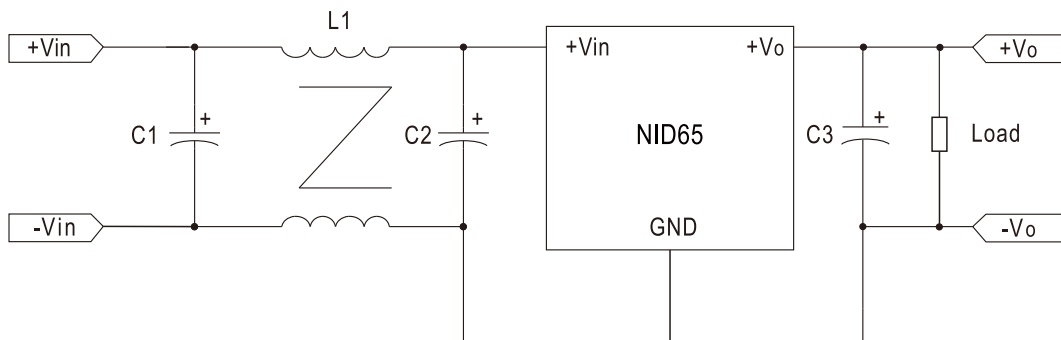


Pin Configuration

Pin No.	Pin_Out
1,2,3,4	+Vout
5,6	Com
7,8	+Vin
9	N.C.
10	Trim(optional)
11	R.C.

EMC Suggestion Circuit

※Comply to EN55032 Class A without additional componenets ,required external componenets to meet Class B emissoin are as below:



C1/C2	L1	C3
120 μ F/63V	15 μ H(NiZn)	22 μ F/35V