



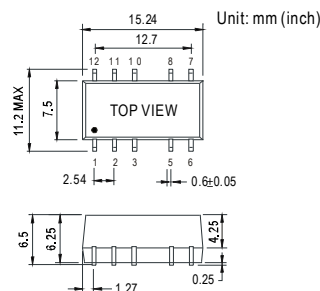
- Features :
- 3000VDC I/O isolation
 - Internal SMD technology
 - Protection: Short circuit
 - Cooling by free air convection
 - Non-conductive plastic case
 - SMD package styles
 - 100% full load burn-in test
 - Low cost / High reliability
 - Approved: UL / CUL
 - 1 year warranty



SPECIFICATION

MODEL NO.	E0505T-1W	E1205T-1W	E0509T-1W	E1209T-1W	E0512T-1W	E1212T-1W	E0515T-1W	E1215T-1W		
ORDER NO.	DET01L-05	DET01M-05	DET01L-09	DET01M-09	DET01L-12	DET01M-12	DET01L-15	DET01M-15		
OUTPUT	DC OUTPUT VOLTAGE		±5V		±9V		±12V			
	OUTPUT CURRENT RANGE		±100mA		±56mA		±42mA			
	EFFICIENCY		72%	71%	75%	73%	78%	74%	79%	75%
	RATED POWER		1W							
	RIPPLE & NOISE (max.) Note.2		100mVp-p							
	LINE REGULATION Note.3		±1.2% for 1% input variation							
	LOAD REGULATION Note.4		±8.0%							
	VOLTAGE TOLERANCE		±8.0%							
SWITCHING FREQUENCY(Typ.)		100KHz								
INPUT	VOLTAGE RANGE		4.5 ~ 5.5V	10.8 ~ 13.2V	4.5 ~ 5.5V	10.8 ~ 13.2V	4.5 ~ 5.5V	10.8 ~ 13.2V	4.5 ~ 5.5V	10.8 ~ 13.2V
	NORMAL VOLTAGE		5V	12V	5V	12V	5V	12V	5V	12V
	INPUT CURRENT	Full load	280mA	122mA	280mA	122mA	280mA	122mA	280mA	122mA
		No load	29mA	18mA	29mA	18mA	29mA	18mA	29mA	29mA
PROTECTION		Fuse recommended								
PROTECTION	OVERLOAD		Momentary Protection type : Broken							
	SHORT CIRCUIT		Momentary Protection type : Broken							
ENVIRONMENT	WORKING TEMP.		-40 ~ +85°C (Refer to "Derating Curve")							
	WORKING HUMIDITY		20% ~ 90% RH non-condensing							
	STORAGE TEMP., HUMIDITY		-40 ~ +105°C, 10 ~ 95% RH							
	TEMP. COEFFICIENT		±0.03% / °C (0 ~ 50°C)							
VIBRATION		10 ~ 500Hz, 2G 10min./1 cycle, period for 60min. each along X, Y, Z axes								
SAFETY & EMC	SAFETY STANDARDS		UL60950-1, CSAC 22.2							
	WITHSTAND VOLTAGE		I/P-O/P: 3KVDC							
	ISOLATION RESISTANCE		I/P-O/P: 100M Ohms / 500VDC / 25°C / 70% RH							
OTHERS	MTBF		500khrs min. MIL-HDBK-217 F(25°C)							
	DIMENSION		15.24*7.5*6.5mm or 0.6"*0.295"*0.24" inch (L*W*H)							
	WEIGHT		1.7g							

■ Mechanical Specification

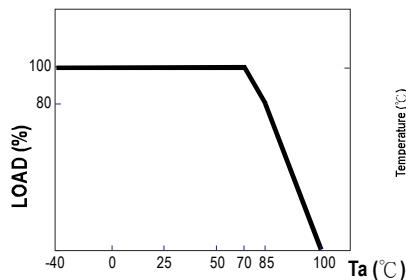


■ Pin Configuration

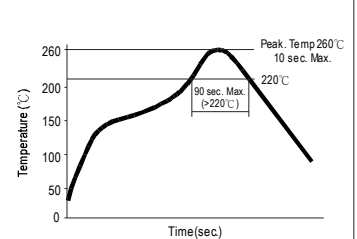
Pin No.	Output
1	-Vin
2	+Vin
3	NC
5	COM
6	-Vout
7	NC
8	+Vout
10	NC
11	NC
12	NC

NC : Please DO NOT connect to other pins.

■ Derating Curve



■ Reflow Soldering Curve



NOTE

1. All parameters are specified at normal input, rated load, 25°C 70% RH. ambient.
2. Ripple & noise are measured at 20MHz by using a 12" twisted pair terminated with a 0.1uf & 47uf capacitor.
3. Line regulation is measured from low line to high line at rated load.
4. Load regulation is measured from 20% to 100% rated load.