

CL-SM40P

High Efficiency, High Quality PV Module



Electrical Characteristics	CL-SM40P
Maximum power (Pmax)	40W
Voltage at Pmax (Vmp)	18.2V
Current at Pmax (Imp)	2.22A
Open-circuit voltage (Voc)	22.6V
Short-circuit current (Isc)	2.34A
Temperature coefficient of Voc	$-(0.40 \pm 0.05)\% / ^\circ\text{C}$
Temperature coefficient of Isc	$(0.065 \pm 0.01)\% / ^\circ\text{C}$
Temperature coefficient of power	$-(0.5 \pm 0.05)\% / ^\circ\text{C}$
NOCT (Air 20°C; Sun 0.8kW/m ² wind 1m/s)	47±2°C
Operating temperature	-40°C to 85°C
Maximum system voltage	600V DC
Power tolerance	+ 3%
Cells	multicrystalline silicon solar cell
No. of cells and connections	36(3X12)
Module Dimension	540mm[31.50in.]x510mm[13.78in.]x25mm[0.98in.]
Weight	3.10kg[6.82lbs]

* STC: Irradiance 1000W/m², AM1.5 spectrum, module temperature 25°C
 * Specifications are subject to change without notice at any time.

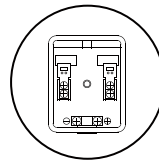
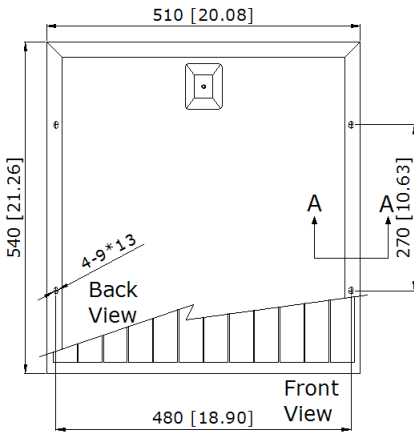


Key Features:

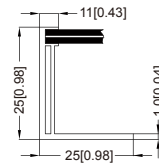
- High module efficiency and stable power output
- Based on leading process technology
- Outstanding electrical performance under high temperature conditions or low irradiance conditions
- Easy of installation and all-weather applications
- 5 years product warranty(materials and workmanship)
- 20 years module power output warranty
- Peak power of single module is guaranteed in +3% power tolerance
- Strong framed module, passing loaded test of 5400 Pa (IEC61215 2nd)
- The manufacture is certified for ISO 9001:2008

Module Diagram

Dimensions in brackets are in inches.
 Un-bracketed dimensions are in millimeters.
 Unit:mm[in.]



Junction Box
 Top View (Lid open)



Section A-A

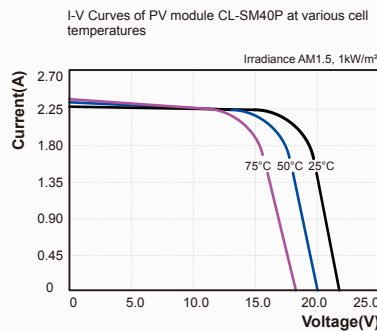
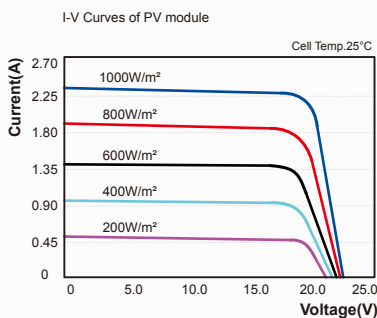
Product's Guarantee

- 15 years module power output no less 90%
- 20 years module power output no less 80%

Applications

- Off grid residential roof-tops
- Off grid commercial/industrial roof-tops
- Rural area applications
- Solar power system
- Other off-grid applications

I-V Curves



CELLEVIA POWER