


DC/DC INVERTER PE-40

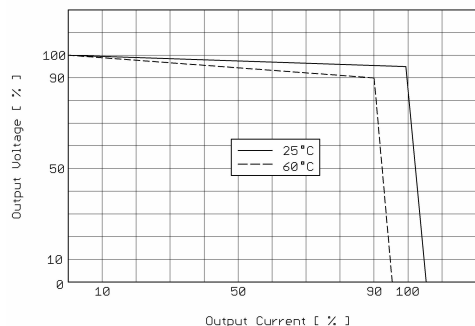
24V / 12V (13.8V) 450W

	<p> Input voltage [VDC]: 20÷30 Output voltage [VDC]: 13,8 Power [W]: 450 Maximum continuous current [A]: 30 Overload protection [A]: 40 Short current protection: 45 Thermal protection: 70°C Input overvoltage protection [V]: 15 Output overvoltage protection [V]: 32 Stand by current: <75mA Output voltage ripple: <50mV Input voltage ripple: <50mV Operating temperature: -25 ~ +55°C Galvanic isolation: NO Efficiency: 85% Cooling type: Passive Connection: M4 connector Housing: Aluminum IP protection: IP21 Dimensions LxBxH [mm]: 235x95x55 Weight [g]: 900 Safety: EN 60950 Emission: EN 55014-1 Immunity: EN 55014-2 Product code: 1040001 </p>
--	--

- decreasing voltage 24V/12V
- can be connected in parallel
- available in other output voltages (supplied to order)

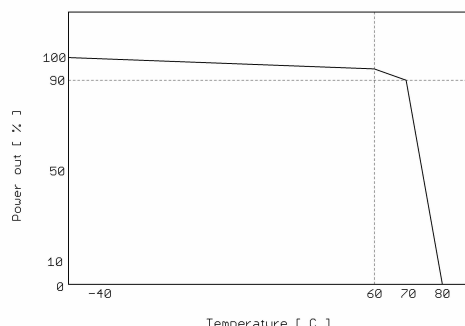


TYP. CURRENT LIMITED CURVE



PE series

DERATING CURVE



PE series

ISO 9001

