



Applications

- > UPS/EPS
- > Power systems
- > Telecommunications system
- > Emergency lighting, Auto control system
- > Solar/wind generating storage cyclic
- > Other general purpose

General Features

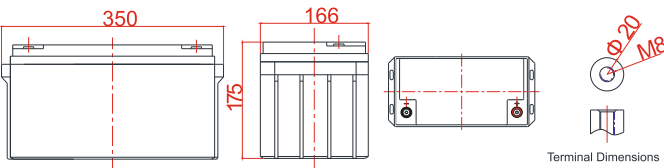
- > High corrosion resistant performance: Pb-Ca multi-alloy grid
- > High energy density and power density
- > Optimized capability of instant high-current discharging
- > Excellent charge acceptance ability
- > Excellent deep cycle discharge capability
- > Strong high and low temperature performance
- > Precision sealing technology
- > Long life



Specification

Nominal Voltage	12V		
Nominal Capacity	65Ah		
Design life	10 years		
Terminal	M8		
Approx. Weight	Approx 21.0kg (46.3lbs)		
Container Material	ABS		
Rated Capacity	65.0Ah	10Hour Rate	(6.50A to 10.8V)
	52.5Ah	3Hour Rate	(17.5A to 10.8V)
	42.6Ah	1Hour Rate	(42.6A to 10.5V)
Internal resistance	Full charged at 25°C: 7.5 mΩ		
Max. Discharge Current	780A(5S)		
Operating Temperature	Discharge: -20 ~50°C (-4~ 122°F)		
	Charge: -20 ~50 °C (-4~ 122°F)		
	Storage: -20 ~50°C (-4~ 122°F)		
Charge current:	Max. 16.3A ; Recom.6.5A		
Charge Method (25 °C)	Float Charge: 13.5-13.8V, recom.13.5V(-18mV/ °C)		
	Equalize charge: 13.8-14.1V, recom.14.1V(-24mV/ °C)		
	Cycle charge: 14.4-15.0V, recom.14.4V(-30mV/ °C)		
Self discharge	3% of capacity declined per month at 25°C		

Dimension: 350(L)×166(W) ×175(H) ×175(TH) Unit: mm



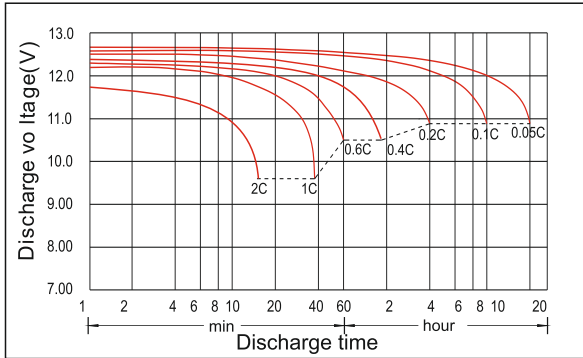
Constant Current Discharge Characteristics Unit: A (25°C, 77°F)

FV/Time	5min	15min	30min	1h	2h	3h	5h	8h	10h	20h
1.60V	229	123	74.8	43.8	25.1	18.2	12.2	8.03	6.76	3.55
1.65V	222	119	73.6	43.5	25.0	18.0	12.1	7.96	6.70	3.53
1.70V	213	117	72.3	43.2	24.8	17.8	12.0	7.90	6.63	3.51
1.75V	196	113	71.7	42.6	24.4	17.6	11.8	7.83	6.57	3.50
1.80V	176	105	68.5	41.5	24.0	17.5	11.5	7.77	6.50	3.48
1.85V	157	93.9	62.6	38.4	22.7	16.4	11.0	7.45	6.31	3.42

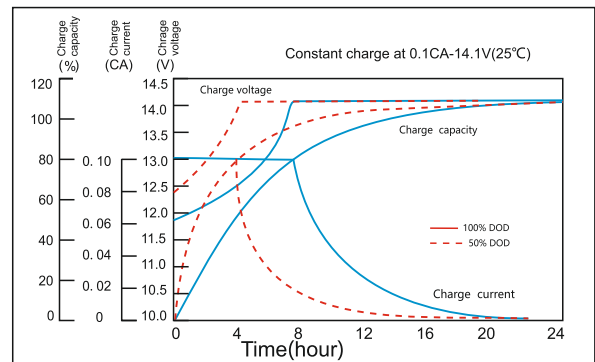
Constant Power Discharge Characteristics Unit: W/cell (25°C, 77°F)

FV/Time	5min	15min	30min	1h	2h	3h	5h	8h	10h	20h
1.60V	384	217	135	82.7	47.5	34.7	23.2	15.6	13.0	7.02
1.65V	369	213	134	82.1	47.3	34.2	23.1	15.5	12.9	6.99
1.70V	367	210	134	81.5	47.1	34.0	22.9	15.4	12.7	6.96
1.75V	343	209	134	80.8	46.9	33.8	22.7	15.3	12.6	6.92
1.80V	315	198	130	80.2	46.8	33.7	22.5	15.2	12.5	6.89
1.85V	281	177	120	74.5	44.7	32.0	21.5	14.6	12.3	6.83

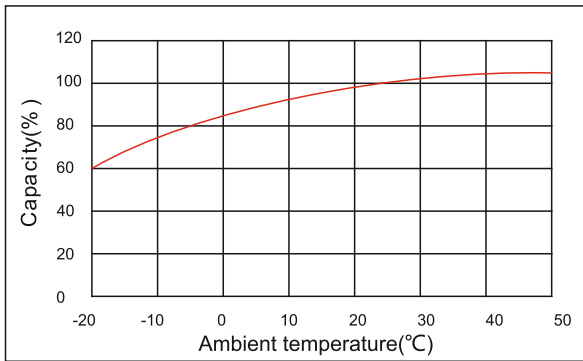
Discharge characteristic



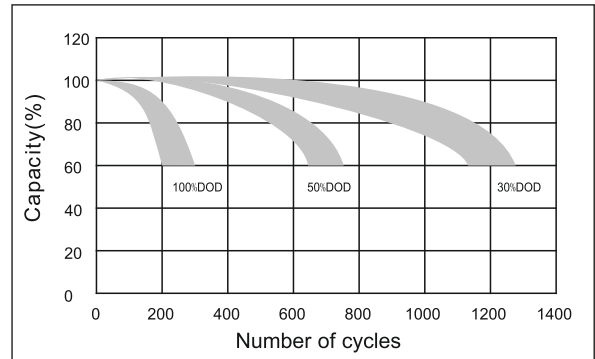
Charging characteristic



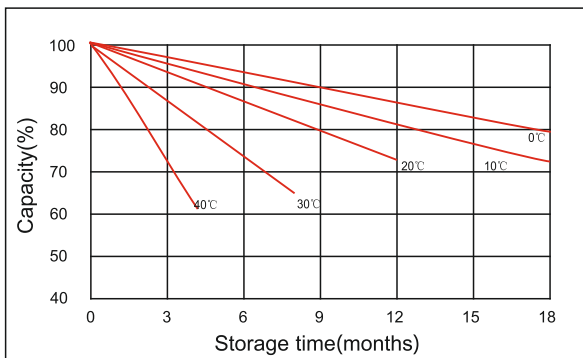
The effect of temperature on capacity



The effect of discharge depth on cycle life



Curves of self-discharge



The effect of temperature on float life

