

D-SERIES
PWR173110L

Weidmüller Interface GmbH & Co. KG
 Klingenbergstraße 16
 D-32758 Detmold
 Germany
 Fon: +49 5231 14-0
 Fax: +49 5231 14-292083
 www.weidmueller.com



Relay from the D-SERIES PWR.

- 1 or 2 NO contact(s)
- Dual contact with series connected contacts
- Max. load current 1 NO: 30 A / 2 NO: 25 A
- Wide range of coil voltages
- Suitable for mounting directly on DIN rail
- With integrated status display

General ordering data

Type	PWR173110L
Order No.	1219510000
Version	D-SERIES, Relays, No. of contacts: 1, NO contact, AgNi, Rated control voltage: 110 V DC, Continuous current: 30 A
GTIN (EAN)	403224899895 1
Qty.	10 pc(s).

**D-SERIES
PWR173110L**

Weidmüller Interface GmbH & Co. KG
 Klingenbergstraße 16
 D-32758 Detmold
 Germany
 Fon: +49 5231 14-0
 Fax: +49 5231 14-292083
 www.weidmueller.com

Technical data
Dimensions and weights

Width	50.5 mm	Height	34 mm
Depth	55 mm	Net weight	120 g

Temperatures

Humidity	35...85 % rel. humidity, no condensation	Operating temperature	-25 °C...+55 °C
Storage temperature	-25 °C...+55 °C		

Input

Coil resistance	6360 Ω ± 10 %	Rated control voltage	110 V DC
Rated current DC	17.3 mA	Power rating	1.9 W
Pull-inrop-out voltage, typ.	82.5 V / 16.5 V DC		

Output

Rated switching voltage	277 V AC	Max. switching voltage, AC	277 V
Continuous current	30 A	AC switching capacity (resistive), max.	8300 VA @ 277 V
DC switching capacity (resistive), max.	720 W @ 24 V	Switch-on delay	< 20 ms
Switch-off delay	< 10 ms	Min. switching power	12 V / 100 mA

Contact data

No. of contacts	1	Contact design	NO contact
Contact material	AgNi	Contact resistance	≤ 50 mΩ

General data

Humidity	35...85 % rel. humidity, no condensation
----------	--

Insulation coordination

Dielectric strength input – output	2 kV _{eff} / 1 min	Dielectric strength, contact contact	4 kV _{eff} / 1 min
Rated voltage	250 V	Pollution severity	3
Surge voltage category	III		

Further details of approvals / standards

Certificate No. (cURus)	E312083
-------------------------	---------

Connection data (input)

Max. rated connection clamping range (control side)	2.5 mm ²	Max. tightening torque (control side)	1.2 Nm
Min. rated connection clamping range (control side)	0.5 mm ²	Min. tightening torque (control side)	0.8 Nm
Wire connection method (control side)	Screw connection		

Data sheet**D-SERIES
PWR173110L**

Weidmüller Interface GmbH & Co. KG
Klingenbergstraße 16
D-32758 Detmold
Germany
Fon: +49 5231 14-0
Fax: +49 5231 14-292083
www.weidmueller.com

Technical data**Connection data (output)**

Max. rated connection clamping range (load side)	4 mm ²	Max. tightening torque (load side)	1.37 Nm
Min. rated connection clamping range (load side)	0.5 mm ²	Min. tightening torque (load side)	1 Nm
Wire connection method (load side)	Screw connection		

Classifications

eClass 6.2 27-37-16-01

Approvals

Approvals

**Downloads**

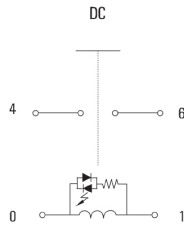
Declaration of Conformity [K550_10_13.pdf](#)

**D-SERIES
PWR173110L**

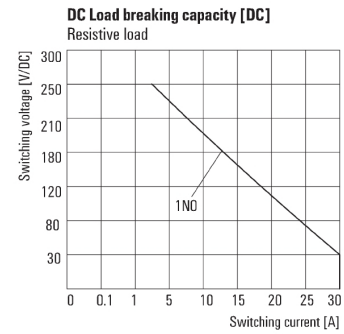
Weidmüller Interface GmbH & Co. KG
 Klingenbergstraße 16
 D-32758 Detmold
 Germany
 Fon: +49 5231 14-0
 Fax: +49 5231 14-292083
 www.weidmueller.com

Drawings

Wiring diagram

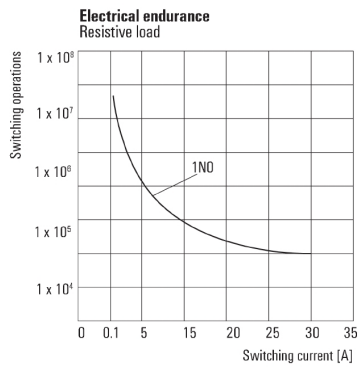


DC load limit curve



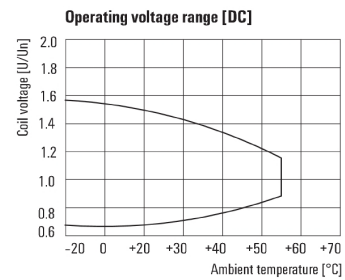
Resistive load

Electrical service life

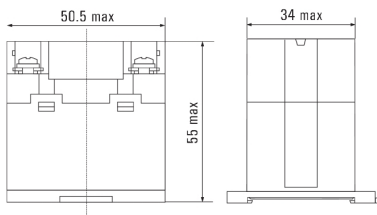


Resistive load

DC operational voltage range



Dimensioned drawing



Data sheet

**D-SERIES
PWR173110L**

Weidmüller Interface GmbH & Co. KG
 Klingenbergstraße 16
 D-32758 Detmold
 Germany
 Fon: +49 5231 14-0
 Fax: +49 5231 14-292083
 www.weidmueller.com

Drawings

Type codes

Type code	PWR				
Type	PWR				
Type of construction and mounting	173 1N.O. contact, DIN-rail mounting				
Coil voltage	006	6 V DC	524	24 V AC	
	012	12 V DC	548	48 V AC	
	024	24 V DC	615	115 V AC	
	048	48 V DC	730	230 V AC	
	110	110 V DC	880	380 V AC	
	220	220 V DC			
LED indicator	L with LED				