

◆ Features

- Small footprint.
- Miniature PCB surge cube relay.
- Reverse contact terminal position version is available.
- SPNO, SPNC, SPDT and Sealed flux free & sealed Washable type are available.



◆ Coil Data [at 20°C]

Rated voltage (V)	Coil Resistance ±10% (Ω)	Rated Current ±10% (mA)	Pick up Voltage (Max)	Drop out Voltage (Min)	Max continuous Voltage	Power consumption At rated Voltage
3	25	120	75% of rated voltage	5% of rated voltage	150% Max of Rated voltage	Approx.0.36W
5	70	72				
6	100	60				
9	225	40				
12	400	30				
24	1600	15				
48	6400	7.5				

◆ Contact Rating

Resistive load	12A 120VAC, 10A 240VAC, 10A 24VDC, 15A 125VAC, TV-8 125VAC
----------------	--

◆ Type List

Terminal style	Contact form	Designation(provided with)	
		Sealed type	Sealed type washable
PCB terminal	1A (SPNO)	S7-12-A	S7-12-AS
	1B (SPNC)	S7-12-B	S7-12-BS
	1C (SPDT)	S7-12	S7-12-CS

◆ Ordering information

S7 - 12 - A S
1 2 3 4

1. S7 -- Basic series designation

2. 12 -- Coil Voltage (3V~48V)

3. A -- Form A, normally open (SPNO)

B -- Form B, normally closed (SPNC)

Blank -- Form C, double-throw (SPDT)

4. S -- Sealed type washable

Blank -- Sealed type

S7 RELAY

SHORI

◆ Specification

Contact material	Ag Alloy	
Contact resistance	50 mΩ Max	
Operate time	10ms Max	
Release time	5 ms Max	
Insulation resistance	100 MΩ Min. (DC 500V)	
Dielectric strength	Between open contact : AC 750V ,50/60Hz 1 min.	
	Between contact and coil : AC 1500V, 50/60Hz 1 min.	
Vibration resistance	Operating extremes	10~50Hz, amplitude 1.0 mm
	Damage limits	10~50Hz, amplitude 1.0 mm
Shock resistance	Operating extremes	10G
	Damage limits	100G
Life expectancy	Mechanical	10,000,000 operations (frequency 18,000 operations/hr)
	Electrical	100,000 operations (frequency 1,200 operations/hr)
Operating ambient temperature	-30~+55°C (no freezing)	
Weight	Approx.13g	


◆ Safety Approval

Certified	UL/CUL	TUV
File No.	E188091	R 09854356

◆ Safety Approval Rating

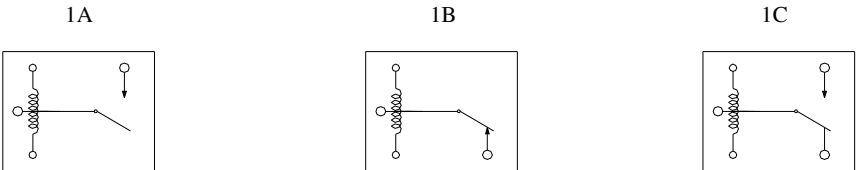
UL/CUL		TUV
1A	15A 125VAC	12A 120VAC 10A 240VAC 10A 24VDC
	TV-5 120VAC	
	TV-8 125VAC	
	1HP 120VAC	
	2HP 240VAC	
1C	12A 120VAC	
	10A 240VAC	
	1/2HP 250VAC	

◆ Outline dimensions



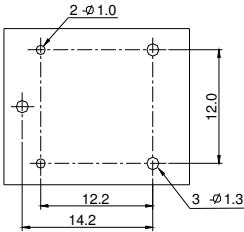
◆ Wiring Diagram

BOTTOM VIEW



◆ PC BOARD LAYOUT

BOTTOM VIEW



S7 RELAY

SHORI

◆ Engineering Data

