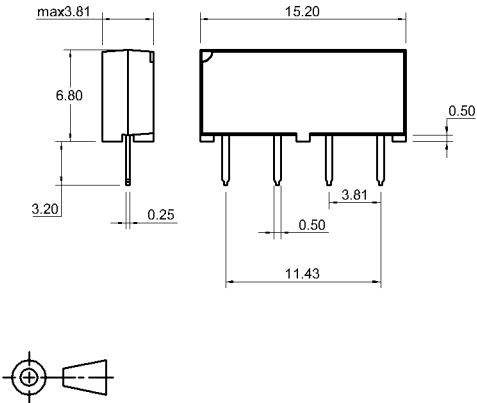


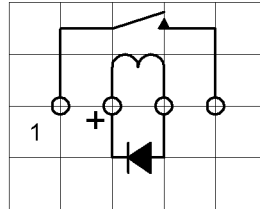
DIMENSIONS (mm)

Unspecified Tolerances +/- 0.25mm

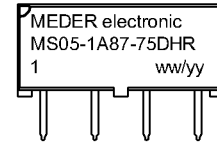


LAYOUT 75D

Pitch 3.81mm [0.150"] / Top View



MARKING



Coil Data at 20 °C	Conditions	Min	Typ	Max	Unit
Coil resistance		450	500	550	Ohm
Coil voltage			5		VDC
Rated power			50		mW
Pull-In voltage				3.75	VDC
Drop-Out voltage		0.75			VDC

Contact data 87	Conditions	Min	Typ	Max	Unit
Contact rating	Any DC combination of V & A not to exceed their individual max.'s			10	W
Switching voltage	DC or Peak AC			200	V
Switching current	DC or Peak AC			0.5	A
Carry current	DC or Peak AC			1	A
Contact resistance static	Measured with 40% overdrive Start Value			150	mOhm
Contact resistance dynamic	Maximum value 1,5 ms after excitation Start Value			200	mOhm
Insulation resistance	RH <45 %, 100 V test voltage	1			TOhm
Breakdown voltage	according to IEC 255-5	230			VDC
Release time	measured with no coil excitation			0.1	ms
Capacity	@ 10 kHz		0.2		pF
Operate time incl. bounce	measured with nominal voltage			0.5	ms

Special Product Data	Conditions	Min	Typ	Max	Unit
Insulation resistance Coil/Contact	RH <45%, 100 V test voltage	10			TOhm
Isolation voltage Coil/Contact	according to IEC 255-5	1.5			kV DC
Housing material					
Connection pins				FeNi-alloy tin plated	

Environmental data	Conditions	Min	Typ	Max	Unit
Shock	1/2 sine wave duration 11ms			50	g
Vibration	from 10 - 2000 Hz			20	g
Ambient temperature		-20		70	°C
Storage temperature		-20		95	°C
Soldering temperature	max. 5 sec			260	°C
Cleaning				fully sealed	