


HE3600 Miniature Single In-line Reed Relay



Description

The HE3300 is a miniature reed relay in a SIL package with a choice of normally open or data switching contacts capable of switching up to 200Vdc at 10W. It is available with 5V, 12V, and 24V coils and has external magnetic shield and diode suppressed coil options.

Features

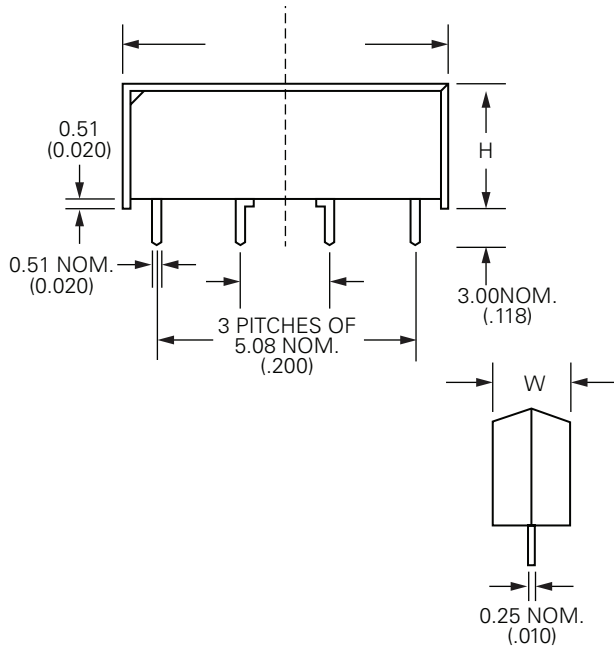
- Miniature single in-line package
- Optional coil suppression diode to protect coil drive circuits
- Normally open contact version
- Specialist ATE version
- External magnetic shield option
- Diode suppression option

Agency Approvals

Agency	Agency File Number
	E47258

Dimensions

Dimensions in mm (inch)



Benefits

- Sub-miniature size and single in line configuration allows very high packing densities, minimizing space and cost
- Designed specifically to meet the ATE environment
- Transfer molded package gives maximum component protection
- Lower power coil consumption than competing electromechanical devices
- Hermetically sealed switching contact is immune to the effects of its environment

Applications

- Security Systems
- Telecom Equipments
- Process Control Systems
- Automatic Test Equipments
- Instrumentation

Table 1: Dimension

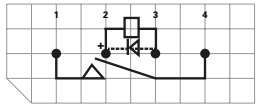
Relay Type	Body Type	L	W	H
HE3600	Transfer Molded	19.05 (.750)	5.08 (.200)	7.45 (.293)
	External Shield	19.70 (.776)	5.65 (.222)	7.87 (.310)

HE3600 Miniature Single In-line Reed Relay

Table 2: Electrical and Operating Characteristics @ 25°C

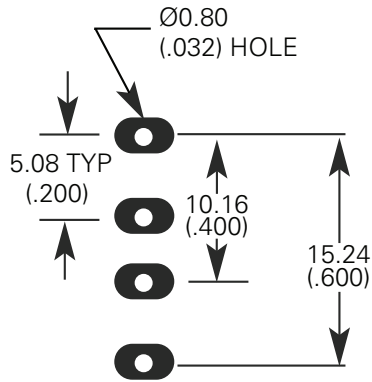
Column Number			1	2
Contact Type			Form A SPST-NO Standard	Form C SPST-CO Data Switching
Relay Types			HE3621A	HE3671A
Contact Rating ¹	Power, Switching Voltage, Switching Current, Switching Current, Carry	Watt - max. Vdc - max. A - max. A - max.	10 200 0.5 1.2	10 200 0.5 1.8
Voltage Hold-off ⁴	Across Open Contacts Contacts to Coil Between Isolated Terminals	Vdc - min. Vac - min. Vac - min.	250 1500 1500	250 1500 1500
Resistance ⁵	Contact, Initial Insulation Across Open Contacts Insulation Between Isolated Terminals	Ω max. Ω min. Ω min.	0.150 10 ¹⁰ 10 ¹⁰	0.100 10 ¹⁰ 10 ¹⁰
Timing	Operate Time Release Time	ms - max. ms - max.	1.0 1.0	1.0 1.0
Environmental	Temperature, Operating Temperature, Storage Vibration Resistance Shock Resistance	°C °C G - max. 10-2000 Hz. G - max. 11 ms ½ sine	-40 to +85 -40 to +105 20 50	-40 to +85 -40 to +105 20 50

Table 3: Coil Characteristics @ 25°C

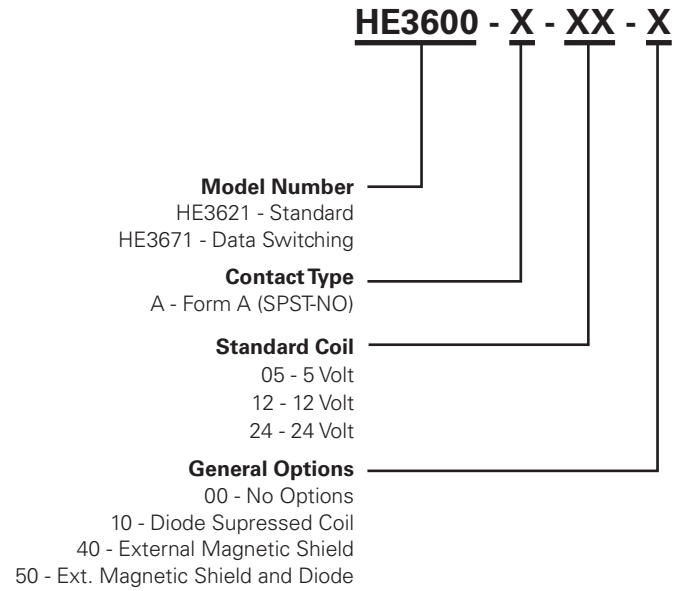
Contact Form and Type	Electrical and Operating Characteristics	Dimensions	Part Number	Nominal Coil Voltage Vdc	Coil Resistance ±10% Ohms	Must Operate Vdc	Must Release Vdc	Maximum Coil Voltage Vdc	Top View 2.54mm (0.1") Grid Dot on Case: Pin 1 Numbers not printed on case.	
1A SPST-NO	See Table 2	See Table 1	HE3621A0500	5	500	3.75	0.5	14		
			HE3671A0500							
			HE3621A1200	12	1000	8.0	1.0	22		
			HE3671A1200							
			HE3621A2400	24	2150	16.0	2.0	31		

HE3600 Miniature Single In-line Reed Relay

HE3600 PCB LAYOUT (Bottom View)



Part Numbering System



Packaging

Packaging Option	Packaging Specification	Quantity	Quantity & Packaging Code	Taping Width
Bulk	Bulk	500	N/A	N/A