



Zakład Mechaniki i Elektroniki
ZAMEL sp.j.
J.W. Dzida, K. Łodzińska



ul. Zielona 27, 43-200 Pszczyna, Poland
Tel. +48 (32) 210 46 65, Fax +48 (32) 210 80 04
www.zamelcet.com, e-mail: marketing@zamel.pl

DESCRIPTION

The PBP-03 bistable relay is designed for lighting or any other unit by means of single pole push buttons connected in parallel. Successive pressing of any button causes switching ON / OFF the load connected to the output terminals alternatively. The L line is a source of a control impulse. After the impulse has arrived t delay time will be measured and then, the load will be OFF. It is possible to mount the device under a push button, in a deep junction box of 60 mm diameter.

FEATURES

- ☞ Bistable lighting control,
- ☞ Time limit function,
- ☞ Soft start and switch-off (0.8 s),
- ☞ Load ON indicator – red LED,
- ☞ Device triggering by means of the L wire,
- ☞ Applicable together with the single pole push buttons, illuminated,
- ☞ Two-conductor control system,
- ☞ Easy applicable together with any existing electrical system,
- ☞ Supplied in series with load.

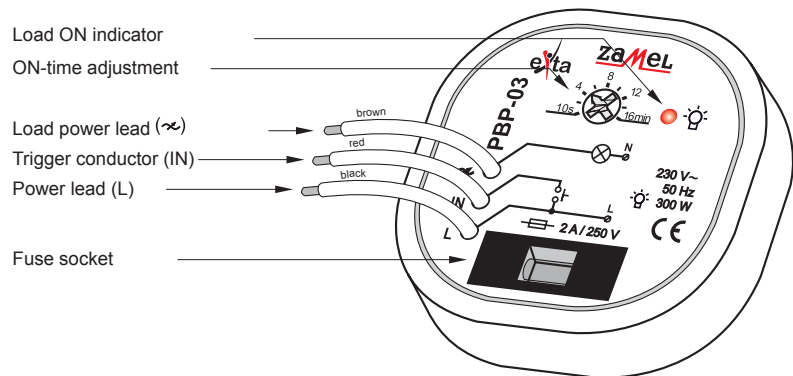


CAUTION The timer should be connected to a single-phase system accordingly to current standards. The device connections will be described in this manual. Only qualified electricians are allowed to assembly, connect and adjust the timer. It is necessary to read this manual before the timer mounting. Do not disassembly the timer casing or you will lose any warranty rights and expose yourself to the electric shock hazard. Before mounting operation make sure of disconnecting the connection wires from the electric network. The timer should be carried, stored and used in an appropriate way. Do not mount the timer in case of any device parts lack, damage or deformation. In case of malfunction please notify the manufacturer.

TECHNICAL DATA

PBP - 03	
Power terminals:	L (black), \sphericalangle brown – in series with the load
Rated voltage:	230 V~
Rated voltage tolerance:	-15 ÷ +10 %
Rated frequency:	50 Hz
Rated current:	8 mA
Load supply indicator:	red LED
Trigger conductor:	IN (red)
Load supply:	\sphericalangle brown
ON-time adjustment range:	10 s ÷ 16 min
ON-time setting accuracy:	±3 %
ON-time setting repeatability:	±5 %
ON-time setting:	continuous (rotary potentiometer)
Permissible load:	30 ÷ 300 W
Fuse technical specification:	5 x 20 mm, ultra-fast, 2 A / 250 V
Control:	triac
Connection wires quantity:	3
Connection wire section:	1 mm ²
Operating temperature:	-20 ÷ +45 °C
Operating position:	optional
Casing fastening:	for 60 mm junction box
Casing IP:	IP40
Protection class:	II
Overvoltage category:	II
Pollution level:	2
Dimensions:	50 x 50 x 15 mm
Weight:	28 g
Standard conformity:	PN-EN 60669-1, PN-EN 60669-2-1, PN-EN 61000-4-2,3,4,5,6,11

APPEARANCE

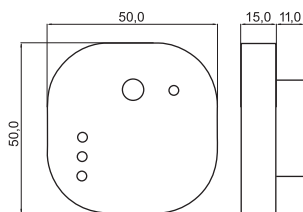


ASSEMBLY, OPERATION

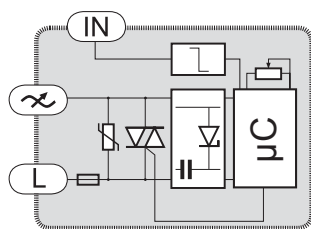
1. Disconnect the electric network by means of an appropriate cut-off, current-limiting circuit-breaker or a separator.
2. Check if there is no any voltage between power leads.
3. Mount the PBP-03 device in the 60 mm junction box.
4. Connect wires accordingly to electrical diagram.
5. Connect power supply circuit.

The unit is designed for lighting control of power up to 350 W. A single pole push button is used for the light control. If needed, it is possible to connect the push buttons in parallel and control the lights from various places. The push button pressing causes the light switching ON / ONN alternatively. When the light bulbs are OFF, pressing the push button causes soft switching ON the light (0.8 s). The soft start elongates the bulbs life. There are two ways of the light switching-OFF: – successive pressing the push button, – waiting until the preset time is over (automatic). The light is OFF softly, too (0.8 s).

CASING DIMENSIONS



UNIT DIAGRAM

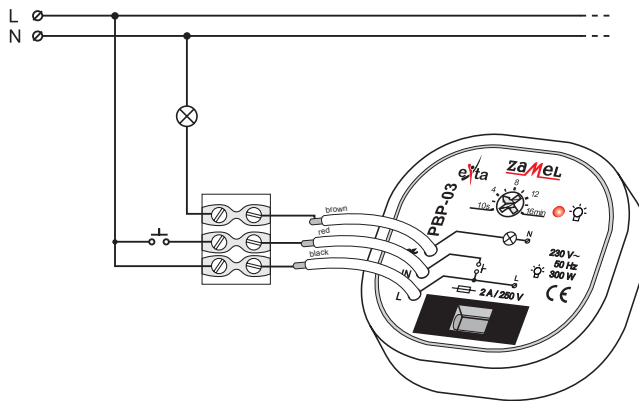


WARRANTY

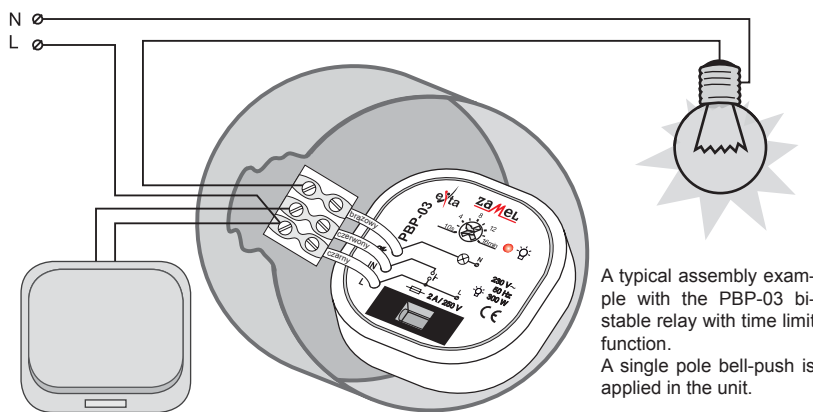
The product warranty is for a period of 24 months

Dealer signature & stamp, purchase date

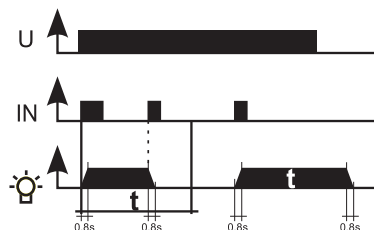
CONNECTIONS



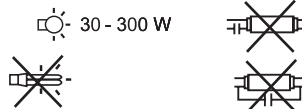
APPLICATION



TIME DIAGRAMS



LOAD



PRODUCT FAMILY

The PBP-03 bistable relay is a member of the PBX product family.

PBX - xx (24V)

24 V AC/DC supply version available for PMB-01, PMB-02, PMB-03

Device version:
01 – basic
02 – extended: SET, RESET functions and state storage
03 – with time limit function

Casing type:
M – single-module
P – for junction box

Device type

1. ZMIE ZAMEL SP. J. assures 24 months guarantee for the product.
2. The manufacturer's guarantee does not cover any of the following actions:
 - a) mechanical damage during transport, loading / unloading or under other circumstances,
 - b) damage caused by incorrect product mounting or misuse,
 - c) damage caused by unauthorised modifications made by the PURCHASER or any third parties to the product or any other devices needed for the product functioning,
 - d) damage caused by Act of God or any other incidents independent of the manufacturer.
3. The PURCHASER shall lay any claims in writing to the dealer or ZMIE ZAMEL SP. J.
4. ZMIE ZAMEL SP. J. is liable for processing any claim according to current Polish legislation.
5. ZMIE ZAMEL SP. J. shall process the claim at its own discretion: product repair, replacement or money return.
6. The manufacturer's guarantee is valid in the Republic of Poland.
7. The PURCHASER's statutory rights in any applicable legislation whether against the retailer arising from the purchase contract or otherwise are not affected by this warranty.