



CONTACTOR, 55KW/400V/AC-3,  
AC(40...60HZ)/DC OPERATION UC 440...480V AUX.  
CONTACTS 2NO+2NC,  
3-POLE,  
SIZE S6 WITH BOX TERMINALS CONVENTIONAL  
OPERATING MECHAN. SCREW TERMINAL

### General technical data:

<b>product brand name</b>		SIRIUS
<b>Size of contactor</b>		S6
<b>Protection class IP / on the front</b>		IP00
<b>Degree of pollution</b>		3
<b>Installation altitude / at height above sea level / maximum</b>	m	2,000
<b>Ambient temperature</b>		
• during operation	°C	-25 ... +60
<b>Mechanical service life (switching cycles)</b>		
• of the contactor / typical		10,000,000
• of the contactor with added auxiliary switch block / typical		10,000,000
• of the contactor with added electronics-compatible auxiliary switch block / typical		5,000,000

### Main circuit:

<b>Number of NC contacts / for main contacts</b>		0
<b>Number of NO contacts / for main contacts</b>		3
<b>Operating current</b>		
• at AC-1 / up to 690 V		
• at ambient temperature 40 °C / Rated value	A	160
• at ambient temperature 60 °C / Rated value	A	140

• at AC-3 / at 400 V / Rated value	A	115
• at AC-4 / at 400 V / Rated value	A	97
<b>Operating current / for <math>\geq</math> 200000 operating cycles / at AC-4</b>		
• at 400 V / Rated value	A	54
• at 690 V / Rated value	A	48
<b>Operating current</b>		
• with 1 current path / at DC-1		
• at 24 V / Rated value	A	160
• at 110 V / Rated value	A	18
• with 2 current paths in series / at DC-1		
• at 24 V / Rated value	A	160
• at 110 V / Rated value	A	160
• with 3 current paths in series / at DC-1		
• at 24 V / Rated value	A	160
• at 110 V / Rated value	A	160
<b>Operating current</b>		
• with 1 current path / at DC-3 / at DC-5		
• at 24 V / Rated value	A	160
• at 110 V / Rated value	A	2.5
• with 2 current paths in series / at DC-3 / at DC-5		
• at 24 V / Rated value	A	160
• at 110 V / Rated value	A	160
• with 3 current paths in series / at DC-3 / at DC-5		
• at 24 V / Rated value	A	160
• at 110 V / Rated value	A	160
<b>Operating power</b>		
• at AC-1		
• at 400 V / Rated value	kW	92
• at AC-2		
• at 400 V / Rated value	kW	64
• at AC-3		
• at 400 V / Rated value	kW	64
• at 500 V / Rated value	kW	81
• at 690 V / Rated value	kW	113
• at AC-4		
• at 400 V / Rated value	W	55,000
<b>Operating power / for <math>\geq</math> 200000 operating cycles / at AC-4</b>		
• at 400 V / Rated value	kW	29
• at 690 V / Rated value	kW	48

Active power loss / at AC-3 / at 400 V / for rated value of the operating current / per conductor	W	7
---	---	---

Control circuit/ Control:		
Design of the surge suppressor		with varistor
Type of voltage / of the control supply voltage		AC/DC
Control supply voltage		
• for DC		
• Rated value	V	440 ... 480
• with AC / at 50 Hz		
• Rated value	V	440 ... 480
• with AC / at 60 Hz		
• Rated value	V	440 ... 480
Operating range factor control supply voltage rated value / of the magnet coil		
• with AC / at 50 Hz		0.8 ... 1.1
• with AC / at 60 Hz		0.8 ... 1.1
• for DC		0.8 ... 1.1
Apparent pick-up power / of the magnet coil / with AC	V·A	300
Apparent holding power / of the magnet coil / with AC	V·A	5.8
Inductive power factor		
• with closing power of the coil		0.9
• with the holding power of the coil		0.8
Closing power / of the magnet coil / for DC	W	360
Holding power / of the magnet coil / for DC	W	5.2

Auxiliary circuit:		
Number of NC contacts / for auxiliary contacts / instantaneous contact		2
Number of NO contacts / for auxiliary contacts / instantaneous contact		2
Operating current		
• at AC-12 / maximum	A	10
• at AC-15		
• at 230 V / Rated value	A	6
• at 400 V / Rated value	A	3
Operating current / at DC-12		
• at 60 V / Rated value	A	6
• at 110 V / Rated value	A	3
• at 220 V / Rated value	A	1
Operating current / at DC-13		
• at 24 V / Rated value	A	10

- at 60 V / Rated value
- at 110 V / Rated value
- at 220 V / Rated value

A	2
A	1
A	0.3

#### Short-circuit:

##### Design of the fuse link

- for short-circuit protection of the auxiliary switch / required
- for short-circuit protection of the main circuit
  - with type of assignment 1 / required
  - with type of assignment 2 / required

fuse gL/gG: 10 A  
 fuse gL/gG: 355 A  
 fuse gL/gG: 315 A

#### Installation/ mounting/ dimensions:

##### Mounting type

screw fixing

##### Mounting type / Side-by-side mounting

Yes

##### Width

mm 120

##### Height

mm 172

##### Depth

mm 170

##### Spacing required for grounded parts / at the side

mm 10

#### Connections/ terminals:

##### Design of the electrical connection

- for main current circuit
- for auxiliary and control current circuit









screw-type terminals  
 screw-type terminals

##### Type of connectable conductor cross-section

- for main contacts
  - finely stranded
    - with core end processing
    - without core end processing
  - stranded
- for AWG conductors / for main contacts
- for auxiliary contacts
  - solid
  - finely stranded
    - with core end processing
- for AWG conductors / for auxiliary contacts

max. 1x 50, 1x 70 mm<sup>2</sup>  
 max. 1x 50, 1x 70 mm<sup>2</sup>  
 max. 2x 70 mm<sup>2</sup>  
 2x 1/0  
 2x (0.5 ... 1.5 mm<sup>2</sup>), 2x (0.75 ... 2.5 mm<sup>2</sup>), max. 2x (0.75 ... 4 mm<sup>2</sup>)  
 2x (0.5 ... 1.5 mm<sup>2</sup>), 2x (0.75 ... 2.5 mm<sup>2</sup>)  
 2x (20 ... 16), 2x (18 ... 14), 1x 12

#### Certificates/ approvals:

General Product Approval				Functional Safety / Safety of Machinery	Declaration of Conformity
 CCC	 CSA		 UL	<a href="#">Type Examination</a>	 EG-Konf.
Test Certificates		Shipping Approval			
<a href="#">Special Test Certificate</a>	<a href="#">Type Test Certificates/Test Report</a>	 ABS	 DNV	 GL	 RMRS
other					
<a href="#">Confirmation</a>	<a href="#">other</a>	<a href="#">Environmental Confirmations</a>			

**Further information:**

- Information- and Downloadcenter (Catalogs, Brochures,...)**  
<http://www.siemens.com/industrial-controls/catalogs>

---

- Industry Mall (Online ordering system)**  
<http://www.siemens.com/industrymall>

---

- Cax online generator**  
<http://www.siemens.com/cax>

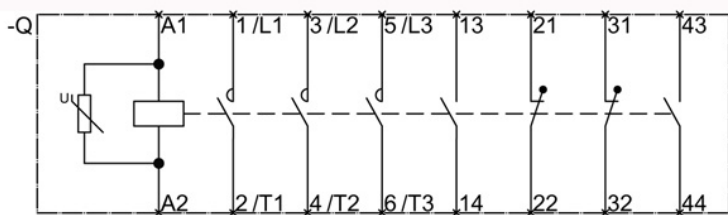
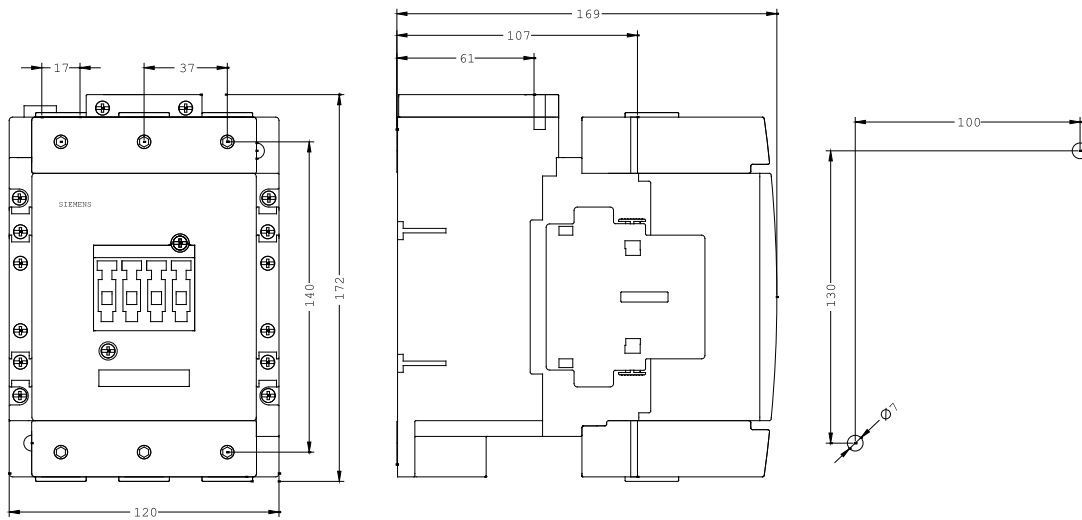
---

- Service&Support (Manuals, Certificates, Characteristics, FAQs,...)**  
<http://support.automation.siemens.com/WWW/view/en/3RT1054-1AR36/all>

---

- Image database (product images, 2D dimension drawings, 3D models, device circuit diagrams, ...)**  
[http://www.automation.siemens.com/bilddb/cax\\_en.aspx?mlfb=3RT1054-1AR36](http://www.automation.siemens.com/bilddb/cax_en.aspx?mlfb=3RT1054-1AR36)

---



last change:

Oct 20, 2014