



ZB

Moeller HPL0211-2007/2008

http://catalog.moeller.net

Setting range  
Overload releases

Contact sequence

Auxiliary contacts

For use with

Short-circuit protection

$I_r$

A



N/O =  
Normally

N/C =  
Normally

Type "1"  
coordination  
gG/gL

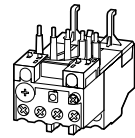


Type "2"  
coordination  
gG/gL

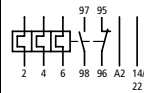


ZB12 overload relays

Phase failure sensitivity to IEC/EN 60947, VDE 0660 Part 102  
For direct mounting



0.1...0.16
0.16...0.24
0.24...0.4
0.4...0.6
0.6...1
1...1.6
1.6...2.4
2.4...4
4...6
6...10
9...12
12...16



1 N/O

1 N/C

DILM7, DILM9,  
DILM12,  
DILM15,  
DIULM7,  
DIULM9,  
DIULM12,  
SDAINLM12,  
SDAINLM16,  
SDAINLM22

25

0.5

1

2

4

4

6

10

16

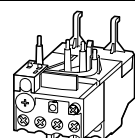
20

50

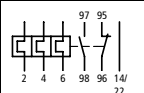
25

ZB32 overload relays

Phase failure sensitivity to IEC/EN 60947, VDE 0660 Part 102  
For direct mounting



0.1...0.16
0.16...0.24
0.24...0.4
0.4...0.6
0.6...1
1...1.6
1.6...2.4
2.4...4
4...6
6...10
10...16
16...24
24...32



1 N/O

1 N/C

DILM17,  
DILM25,  
DILM32,  
DIULM17,  
DIULM25,  
DIULM32,  
SDAINLM30,  
SDAINLM45,  
SDAINLM55

25

0.5

1

2

4

4

6

10

16

20

50

25

63

35

100

35

125

63

http://catalog.moeller.net

Moeller HPL0211-2007/2008

ZB



Part no.  
Article no.

Price  
see price list

Std. pack

Notes

ZB12-0,16 278431
ZB12-0,24 278432
ZB12-0,4 278433
ZB12-0,6 278434
ZB12-1 278435
ZB12-1,6 278436
ZB12-2,4 278437
ZB12-4 278438
ZB12-6 278439
ZB12-10 278440
ZB12-12 278441
ZB12-16 290168

1 off

Overload release: tripping class 10 A  
Short-circuit protection: Observe the  
maximum permissible fuse of the contactor  
with direct device mounting.

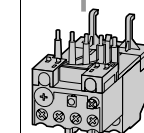
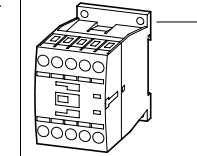
Suitable for protection of EEx e-motors.



PTB 04 ATEX 3022

Observe manual AWB2300-1527D/GB.

Fitted directly to the contactor



1 Contactor

→ 5/17

ZB32-0,16 278442
ZB32-0,24 278443
ZB32-0,4 278444
ZB32-0,6 278445
ZB32-1 278446
ZB32-1,6 278447
ZB32-2,4 278448
ZB32-4 278449
ZB32-6 278450
ZB32-10 278451
ZB32-16 278452
ZB32-24 278453
ZB32-32 278454

1 off

Overload release: tripping class 10 A  
Short-circuit protection: Observe the  
maximum permissible fuse of the contactor  
with direct device mounting.

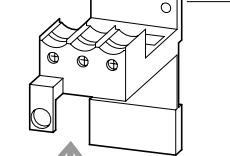
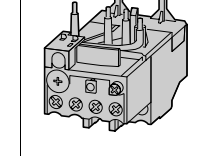
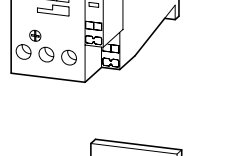
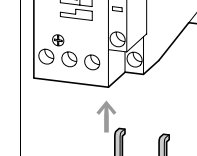
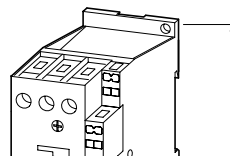
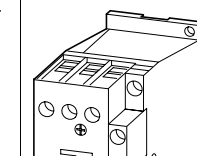
Suitable for protection of EEx e-motors.



PTB 04 ATEX 3022

Observe manual AWB2300-1527D/GB.

Fitted directly to the contactor Separate mounting



1 Contactor

2 Bases

→ 5/17

→ 6/18