

Modular Adapter

Series E210/310/410

How to Order

E310 - **U** **03**

Size	
210	
310	
410	
Thread	
U	Uni thread

Piping port size

Symbol	Port size Uni thread	Size		
		210	310	410
01	1/8	●	—	—
02	1/4	●	●	—
03	3/8	—	●	●
04	1/2	—	—	●




Specifications

Model	E210		E310		E410		
Port size	1/8	1/4	1/4	3/8	1/4	3/8	1/2
Piping I.D.	ø6	ø8	ø8	ø10	ø8	ø10	ø12
Fluid	Air						
Ambient and fluid temperature	-5 to 60°C (No freezing)						
Proof pressure	1.5 MPa						
Maximum operating pressure	1.0 MPa						
Weight (g)	26	25	38	38	60	62	68

Applicable Attachment Part Number

Applicable models	E210	E310	E410
Spacer	Y200	Y300	Y400
Spacer with bracket	Y200T	Y300T	Y400T

* Refer to page 590 for detailed dimensions.



AC-A

AF-A

AF□-A

AR-A

AL-A

AW-A

AC

AF

AF□

AR

AL

AW□

A□G

E□

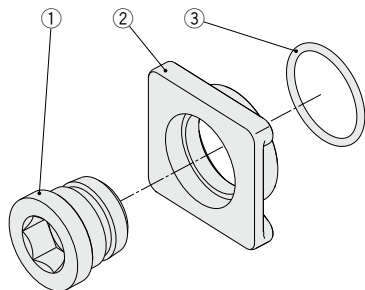
AV

AF

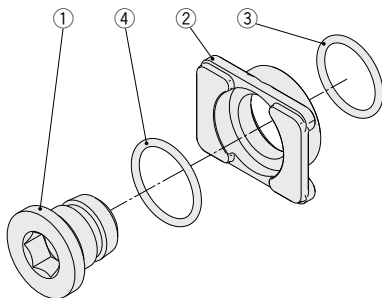
Series E210/310/410

Construction

E210-U01
E310-U02, U03
E410-U02, U03, U04



E210-U02



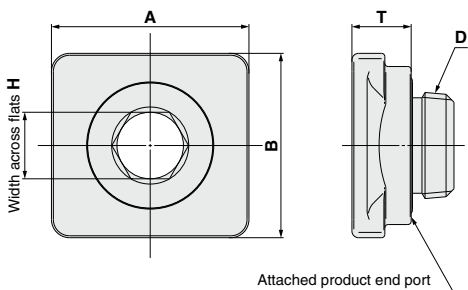
Component parts

No.	Description	Material
1	Joint nipple	Brass
2	Adapter	Zinc die-cast

Replacement parts

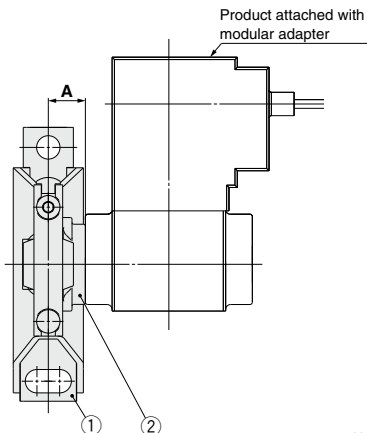
No.	Description	Material	Part no.				
			E210-U01	E210-U02	E310-U02 E410-U02	E310-U03 E410-U03	E410-U04
3	O-ring	NBR	E210P-040S	E210P-030S	E210P-030S	E310P-030S	E410P-030S
4	O-ring	NBR	—	E210P-050S	—	—	—

Dimensions



Part no.	D Uni thread	A	B	T	Unit: mm	
					Width across flats	H
E210-U01	1/8	28	21		6	
E210-U02	1/4				8	
E310-U02	1/4	30	28		8	
E310-U03	3/8			9	10	
E410-U02	1/4				8	
E410-U03	3/8	36	36		10	
E410-U04	1/2				12	

Mounting Dimensions



① Spacer with bracket	② Modular adapter	A	Unit: mm
Y200T	E210-U01 to U02	10.6	
Y300T	E310-U02 to U03	11.1	
Y400T	E410-U02 to U04	11.6	

Note) Y200 to Y400 spacers share the same dimensions.