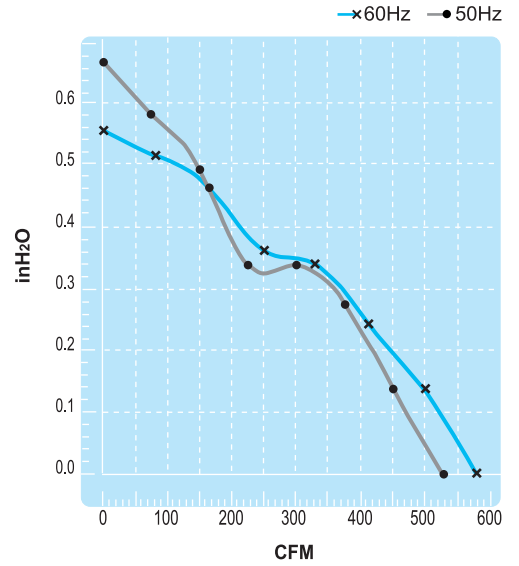
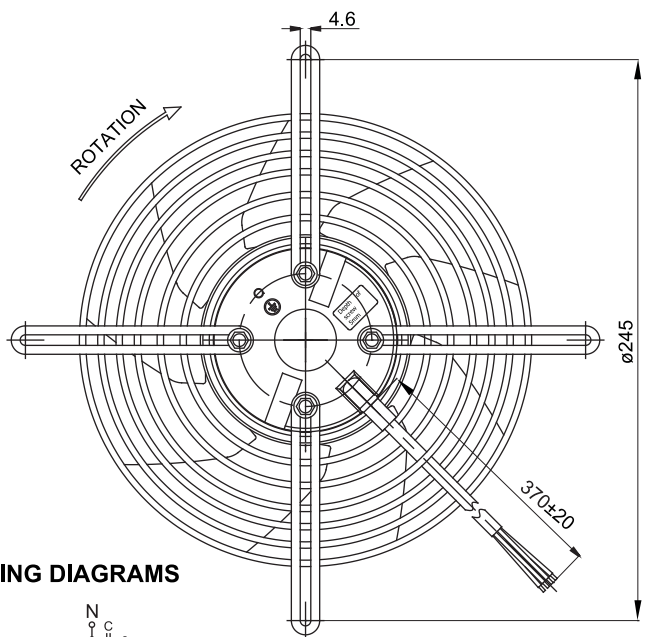
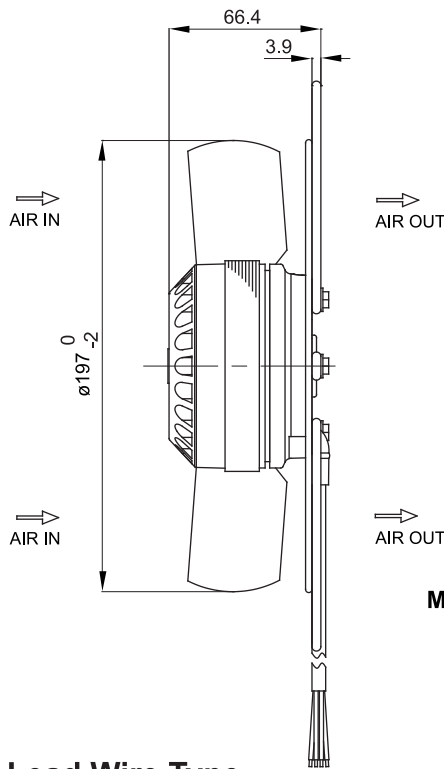


UF200BMB Series

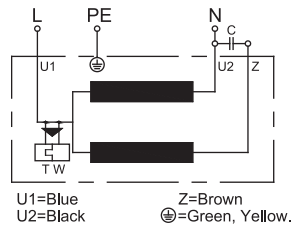
(Axial Fan)



Thermal Protection



MOTOR WIRING DIAGRAMS



Lead Wire Type



Spec. Model	Rated Voltage V	Frequency Hz	Input Power W	Rated Current A	Locked Current A	Speed RPM	Maximum Air Flow m ³ /min.	Maximum Air Flow CFM	Maximum Pressure mmH ₂ O	Maximum Pressure InchH ₂ O	Capacitor μ F/VDB	Noise dB	Weight kg
UF200BMB11H1C2B	115V	50	65	0.58	0.99	2550	15	530	17	0.67	5/250	59	1.4
		60	72	0.70	0.99	2800	17	600	14	0.55		61	
UF200BMB23H1C2B	230V	50	74	0.29	0.50	2550	15	530	17	0.67	1.5/450	59	1.4
		60	80	0.35	0.50	2800	17	600	14	0.55		61	