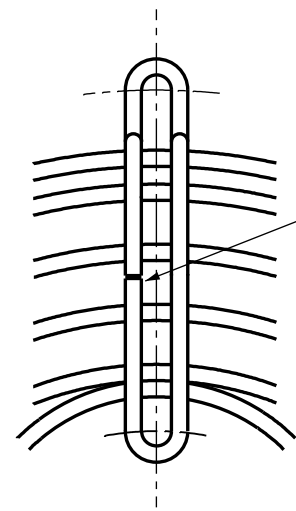
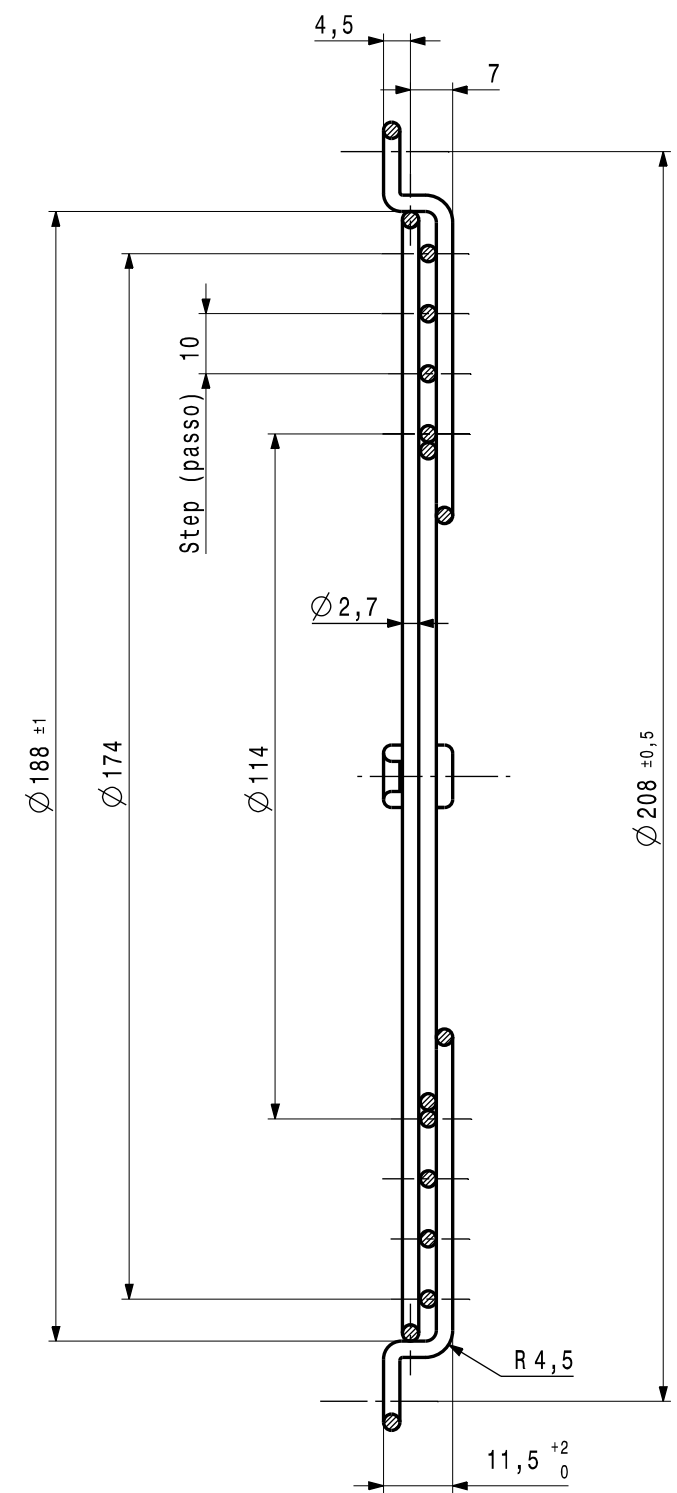
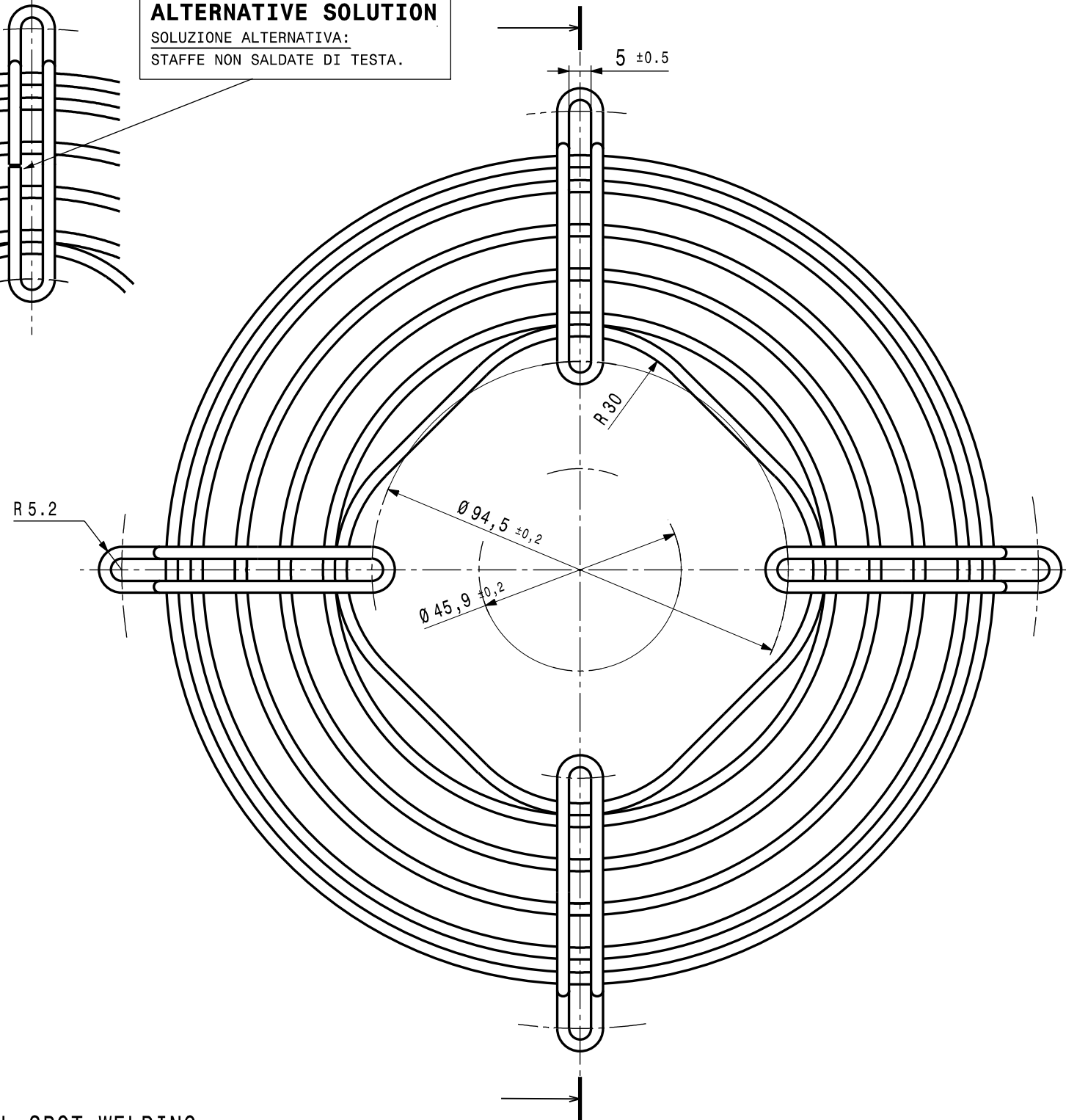


DRAWING MADE BY
CAD
HAND MADE MODIFICATIONS ARE FORBIDDEN



ALTERNATIVE SOLUTION
SOLUZIONE ALTERNATIVA:
STAFFE NON SALDATE DI TESTA.



- ELECTRICAL SPOT WELDING / PUNTATURA ELETTRICA
- ASSEMBLING RULES IN ACCORDANCE WITH EL.UN.0017
/ NORME DI COSTRUZIONE SECONDO EL.UN.0017
- EUROPEAN STANDARD EN 294 / NORMATIVA EUROPEA EN 294

Rel	Date	Description	Executor signature	Checked
F	13-02-12	Modified tolerance of dimension 5 (5±0,5 was 5±0,2) and updated/translated drawing.	M.Cazzaniga	T.Sirtori
E	07-10-04	Aggiunto soluzione alternativa staffe.	.	.
D	04-10-95	Modificato scatola , era 130pz.	.	.
C	11-11-94	Modificato materiale di base.	.	.
B	06-09-94	Trasferito disegno su sistema CAD.	.	.
M O D I F I C A T I O N S				

For dim. without tolerance
see standard UNI EN 22768-mK

Treatment WHITE GALVANIZING 6/8µm / ZINCATURA BIANCA Sp.6/8µm
Material ROUND BAR STEEL Fe37B UNI 10233 / Tondo Acciaio Dolce Ø2,7

A3



Drawn Manzoni T.
Date 06-09-94
Check -
Scale -

PROTECTION GRID
FOR Ø172 FAN BLADE
FOR N-BT MOTORS

Weight . Release **F**
Ref.No .

1-055-300