

This document is the property of Amphenol Corporation and is delivered on the express condition that it is not to be disclosed, reproduced or used, in whole or in part, for the manufacture or sale by anyone other than Amphenol Corporation without its prior consent, and that no right is granted to disclose or to use any information in this document.

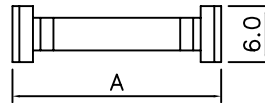
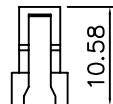

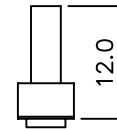
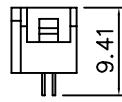
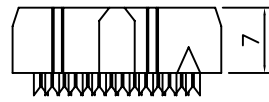
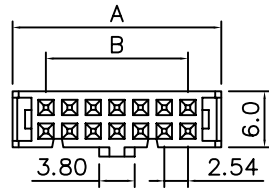
Product Specification

Material

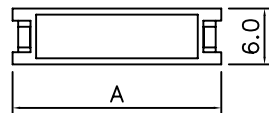
Insulator :Glass-Filled Thermoplastic
PBT, UL94V-0 rates
Contact :Brass or Phosphor Bronze
Plated full gold or selected gold in
mating area, 100u" min. tin plated
on termination area, with entire contact
under-plated 50u" min. Nickel

Electrical

Contact Resistance :20 milliohms
Max at 1 AMP DC.
Insulation Resistance :5000
megohms at 500 VDC
Dielectric Withstanding Voltage :
500 VAC/rms 60Hz for 1 minute
Current Rating :3 AMP
Volatge Rating :250 VAC/rms 60Hz



Strain Relief



T812 X XX XX XX C EU

IDC Socket:
2.54mm Pitch

Housing Color
0: Grey
1: Black

No of Positions:
06: 6 positions
:
:
64: 64 positions

Plating Options:
A1: Flash Gold
A2: 15u"/0,4um Gold
A3: 30u"/0,8um Gold
SN:Tin

EU: RoHS
Compliant
C: Fixed Index

Variation Code:
00: W/O Strain Relief
01: With Strain Relief

Dimensions

Positions	A	B
6	12.16	5.08
8	14.74	7.62
10	17.27	10.16
12	19.85	12.70
14	22.40	15.24

Positions	A	B
34	47.80	40.64
36	50.29	43.18
40	55.37	48.26
44	60.56	53.34
50	68.18	60.96

Positions	A	B
16	24.94	17.78
20	30.00	22.86
24	35.10	27.94
26	37.59	30.48
30	42.66	35.56

Positions	A	B
56	75.74	68.58
60	80.80	73.66
62	83.35	76.20
64	85.90	78.74



TOLERANCE (mm)	APPROVALS	DATE	TITLE	AMPHENOL Amphenol European Design Center	
X. ±0.3	DRAWN Roger	29/Nov/2006	IDC Socket	Scale N.A.	Sheet 1 of 1
X.X ±0.2	CHECKED Eric.	30/Nov/2006			
X.XX ±0.15	APPROVED Rob K.	01/Dec/2006			
UNLESS OTHERWISE SPECIFIED	UNIT:	SIZE:	DRAWING N°	T812 Series	
					REV. B