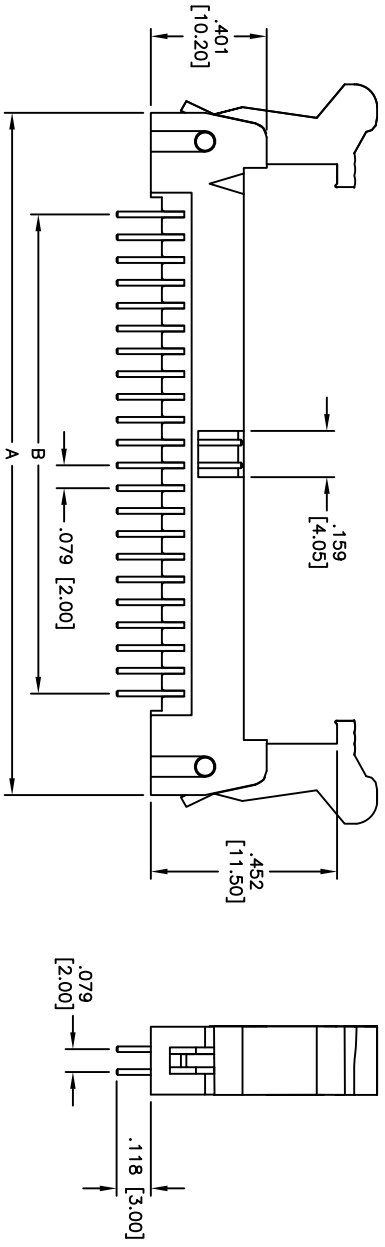
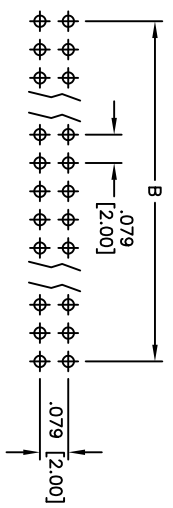
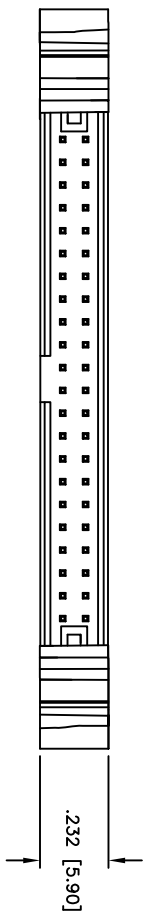


Rev	AWO #	Description	Date	Appr
-		RELEASED	1/26/06	

APPROVED: _____
 DATE: _____ TITLE: _____



Number Of Position	DIMENSIONS	
	A	B
10	1.02 [25.90]	.315 [8.0]
12	1.098 [27.90]	.393 [10.0]
14	1.177 [29.90]	.472 [12.0]
16	1.256 [31.90]	.551 [14.0]
20	1.413 [35.90]	.709 [18.0]
22	1.492 [37.90]	.787 [20.0]
24	1.571 [39.90]	.866 [22.0]
26	1.650 [41.90]	.945 [24.0]
30	1.807 [45.90]	1.102 [28.0]
32	1.885 [47.90]	1.181 [30.0]
34	1.964 [49.90]	1.260 [32.0]
40	2.200 [55.90]	1.496 [38.0]
44	2.358 [59.90]	1.654 [42.0]
50	2.594 [65.90]	1.890 [48.0]
60	2.988 [75.90]	2.280 [58.0]

NOTE: LONG LATCH FOR USE WITH IDC SOCKET
 WITH STRAIN RELIEF

SPECIFICATIONS:

Material: Insulator: PBT, glass reinforced, rated UL 94V-0
 Insulator color: Black
 Contacts: Copper Alloy
 Plating: Gold Flash over Nickel underplate overall
Electrical: Operating voltage: 250 VAC max
 Current rating: 1 Amps max
 Insulation resistance: 1000 Mohms min @ 500 VDC
 Dielectric withstanding voltage: 500 VAC for 1 minute
 Temperature Rating: Operating temperature: -40C to +85C
Environmental: Lead free, RoHS compliant.

UNLESS OTHERWISE SPECIFIED ALL DIMENSIONS ARE INCHES [MM]	
TOLERANCES EXCEPT AS NOTED	
INCHES	HOLES
.X ± .10	ØXX ± .010
.XX ± .020	ØXXX ± .015
.XXX ± .015	ØXXXX ± .010
APPROVALS	DATE
DRAWN	SS
CHECKED	
APPROVED	

ADAM TECH
 909 Railway Avenue, Union, NJ 07083
 Phone: 908-687-5000 Fax: 908-687-5710

TITLE: 2MM LATCHING BOX HEADER, VERTICAL,
 LONG LATCH, PCB, GOLD PLATED

SIZE: X PART NO.: 2MHR-XX-VUAL

SCALE: NTS SHEET 1 OF 1