

Top-entry ZIF Connector

- Slider achieves secure locking.
- Low-profile, protruding only 4.15 mm on the PCB.
- Adhesion face on top of the connector suits automatic mounting.
- Models with reverse terminal arrangement also available.
- Applicable FPC thickness, $t = 0.3\text{mm}$.



Specifications

■ Specifications

Rated Current	0.5A AC/DC
Rated Voltage	50 V AC/DC
Contact resistance	30 mΩ max. (at 20 mV, 100 mA)
Insulation resistance	100 MΩ min. (at 250 VDC)
Withstand voltage	250 VAC 1 min. (leakage current: 1 mA max.)
Insertion tolerance	30 times
Ambient temperature	-30 to +85°C (No condensation at low temperatures.)

■ Materials/Finish

Housing	PA46 resin (UL94V-0)/natural
Slider	PPS resin (UL94V-0)/black, LCP resin (UL94V-0)/black
Contact	Spring copper-alloy/nickel substrate (2 μm) gold plated contacts (0.15 μm)
Hold Down	Spring copper-alloy/fused-tin plating (1.5 μm)

■ Ordering Information

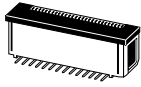
Poles	Model		Quantity per reel*
	Standard Terminal Arrangement	Reverse Terminal Arrangement	
6	XF2J-0624-11A	XF2J-0624-12A	1,000
8	XF2J-0824-11A	XF2J-0824-12A	
10	XF2J-1024-11A	XF2J-1024-12A	
12	XF2J-1224-11A	XF2J-1224-12A	
14	XF2J-1424-11A	-	
16	XF2J-1624-11A	XF2J-1624-12A	
18	XF2J-1824-11A	XF2J-1824-12A	
20	XF2J-2024-11A	XF2J-2024-12A	
22	XF2J-2224-11A	XF2J-2224-12A	
24	XF2J-2424-11A	XF2J-2424-12A	
26	XF2J-2624-11A	-	
28	XF2J-2824-11A	-	
30	XF2J-3024-11A	-	
40	-	XF2J-4024-12A	

Note 1: According to the stated specifications, the aperture at the end of the unit shall be plated
A: Gold-plated (lead-free)

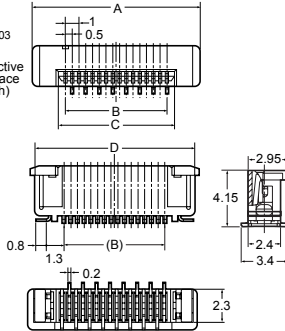
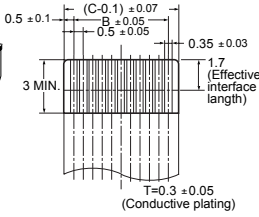
0.5 mm Pitch - ZIF Slide Type – XF2J

■ Dimensions

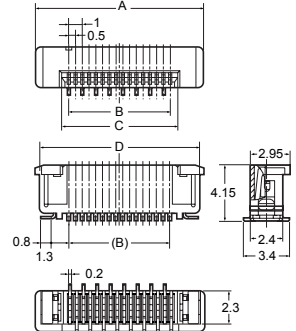
XF2J-□□24-11



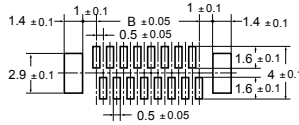
Applicable FPC Dimensions Standard Terminal Arrangement



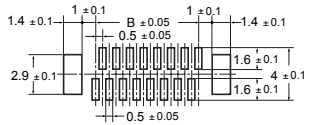
Reverse Terminal Arrangement



Printed Circuit Board Matching Dimensions (Top View)



Printed Circuit Board Matching Dimensions (Top View)



■ Table of Dimensions

Poles	Model		A	B	C	D
	Standard Terminal Arrangement	Reverse Terminal Arrangement				
6	XF2J-0624-11□	XF2J-0624-12□	7.5	2.5	3.6	6.9
8	XF2J-0824-11□	XF2J-0824-12□	8.5	3.5	4.6	7.9
10	XF2J-1024-11□	XF2J-1024-12□	9.5	4.5	5.6	8.9
12	XF2J-1224-11□	XF2J-1224-12□	10.5	5.5	6.6	9.9
14	XF2J-1424-11□	-	11.5	6.5	7.6	10.9
16	XF2J-1624-11□	XF2J-1624-12□	12.5	7.5	8.6	11.9
18	XF2J-1824-11□	XF2J-1824-12□	13.5	8.5	9.6	12.9
20	XF2J-2024-11□	XF2J-2024-12□	14.5	9.5	10.6	13.9
22	XF2J-2224-11□	XF2J-2224-12□	15.5	10.5	11.6	14.9
24	XF2J-2424-11□	XF2J-2424-12□	16.5	11.5	12.6	15.9
26	XF2J-2624-11□	-	17.5	12.5	13.6	16.9
28	XF2J-2824-11□	-	18.5	13.5	14.6	17.9
30	XF2J-3024-11□	-	19.5	14.5	15.6	18.9
40	-	XF2J-4024-12□	25.1	19.5	20.6	24.3

ALL DIMENSIONS SHOWN ARE IN MILLIMETRES.

To convert millimetres into inches, multiply by 0.03937. To convert grams into ounces, multiply by 0.03527.