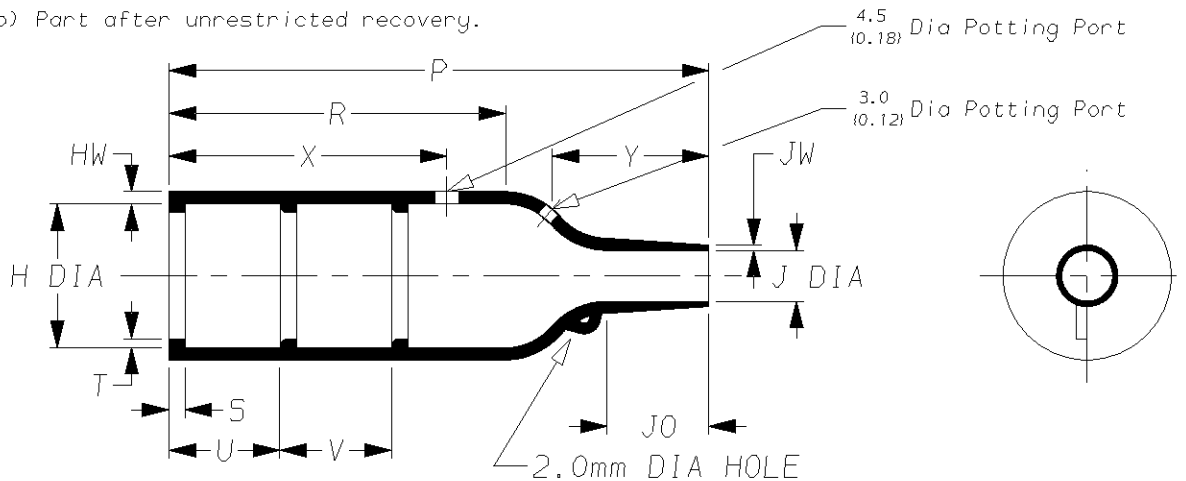


202K1**-100

a) Part as supplied.



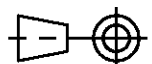
b) Part after unrestricted recovery.



DIMENSIONS in millimetres
(in inches, for reference)

Part No.	H		J		P	R	S	T	U&V	JO	HW	JW	X	Y
	Min a	Max b	Min a	Max b	±10% b	±10% b	±10% b	±10% b	±10% b	±10% b	±20% b	±20% b	±20% b	±20% b
① 202K121	24 (0.94)	10.4 (0.41)	14 (0.55)	5.6 (0.22)	38 (1.50)	21 (0.83)	3.0 (0.12)	1.0 (0.04)	12 (0.47)	8.5 (0.33)	1.6 (0.06)	0.9 (0.04)	24 (0.94)	13 (0.51)
① 202K132	30 (1.18)	14.2 (0.56)	15 (0.59)	5.9 (0.23)	55 (2.17)	32 (1.26)	3.0 (0.12)	1.0 (0.04)	12 (0.47)	11.5 (0.45)	1.8 (0.07)	1.0 (0.04)	24 (0.94)	18 (0.71)
① 202K142	31 (1.22)	18.0 (0.71)	18 (0.71)	7.1 (0.28)	67 (2.64)	35 (1.38)	3.0 (0.12)	1.0 (0.04)	20 (0.79)	17.0 (0.67)	1.8 (0.07)	1.0 (0.04)	32 (1.26)	25 (0.98)
① 202K153	36 (1.42)	22.4 (0.88)	21 (0.83)	8.4 (0.33)	80 (3.15)	42 (1.65)	3.0 (0.12)	1.0 (0.04)	20 (0.79)	19.5 (0.77)	2.0 (0.08)	1.0 (0.04)	32 (1.26)	30 (1.18)
202K163	43 (1.69)	28.2 (1.11)	25 (0.98)	9.9 (0.39)	99 (3.90)	61 (2.40)	3.0 (0.12)	1.7 (0.07)	20 (0.79)	21.0 (0.83)	2.2 (0.09)	1.0 (0.04)	52 (2.05)	30 (1.18)
202K174	52 (2.05)	35.1 (1.38)	39 (1.54)	15.7 (0.62)	130 (5.12)	72 (2.83)	3.0 (0.12)	1.7 (0.07)	20 (0.79)	39.0 (1.54)	3.2 (0.13)	1.5 (0.06)	52 (2.05)	50 (1.97)
202K185	66 (2.60)	44.5 (1.75)	42 (1.65)	16.8 (0.66)	170 (6.69)	90 (3.54)	3.0 (0.12)	2.0 (0.08)	20 (0.79)	51.5 (2.03)	3.8 (0.15)	2.0 (0.08)	52 (2.05)	70 (2.76)

② See over for explanation of Notes





**Specification
Control Drawing**

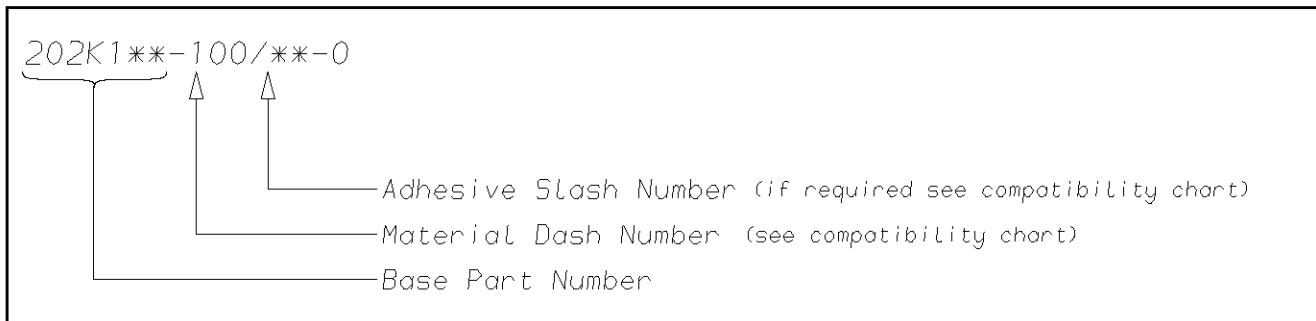
Part Number

202K1**-100

Issue 5

Iss.	Date	E.C.R. No.	Details of Change
2	December 1985	4502	Redrawn
3	May 1990	****	Redrawn, was on 2 seperate drawings
4	February 2007	CR06-HM-012	Imperial dimensions added

(Ordering Information)



(COMPATIBILITY CHART)

Material Dash Number	Material Description	SPEC Number	Coating Slash Number
-100	Zero Halogen	RT-1323, RK-6717	/86, /180

NOTES

- ① Supplied with 2 lips only, Dimension V does not apply.
- ② Potting Port X @ 90° to Potting Port Y on 202K121.
- ③ Potting Ports are optional, when specified by suffix -00 they will be located as shown.
- ④ As supplied dimensions are for uncoated parts, when coating is added entry diameters will reduce by 1.5mm Max.
- ⑤ If eyelet clip (000W212) is required with part then add CS-1858 to description (i.e. 202K132-100-0-CS-1858).

TE Connectivity Faraday Road, Swindon, Wiltshire, SN3 5HH England Telephone: (01793) 528171 Fax: 572516	TE Connectivity 300, Constitution Drive, Menlo Park, CA 94025 USA Telephone (650) 361-3860 Fax: (650) 361-5579
Cage Code K1010	Cage Code 06090