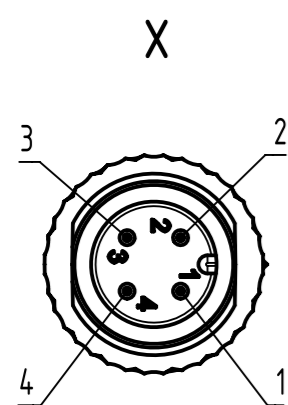
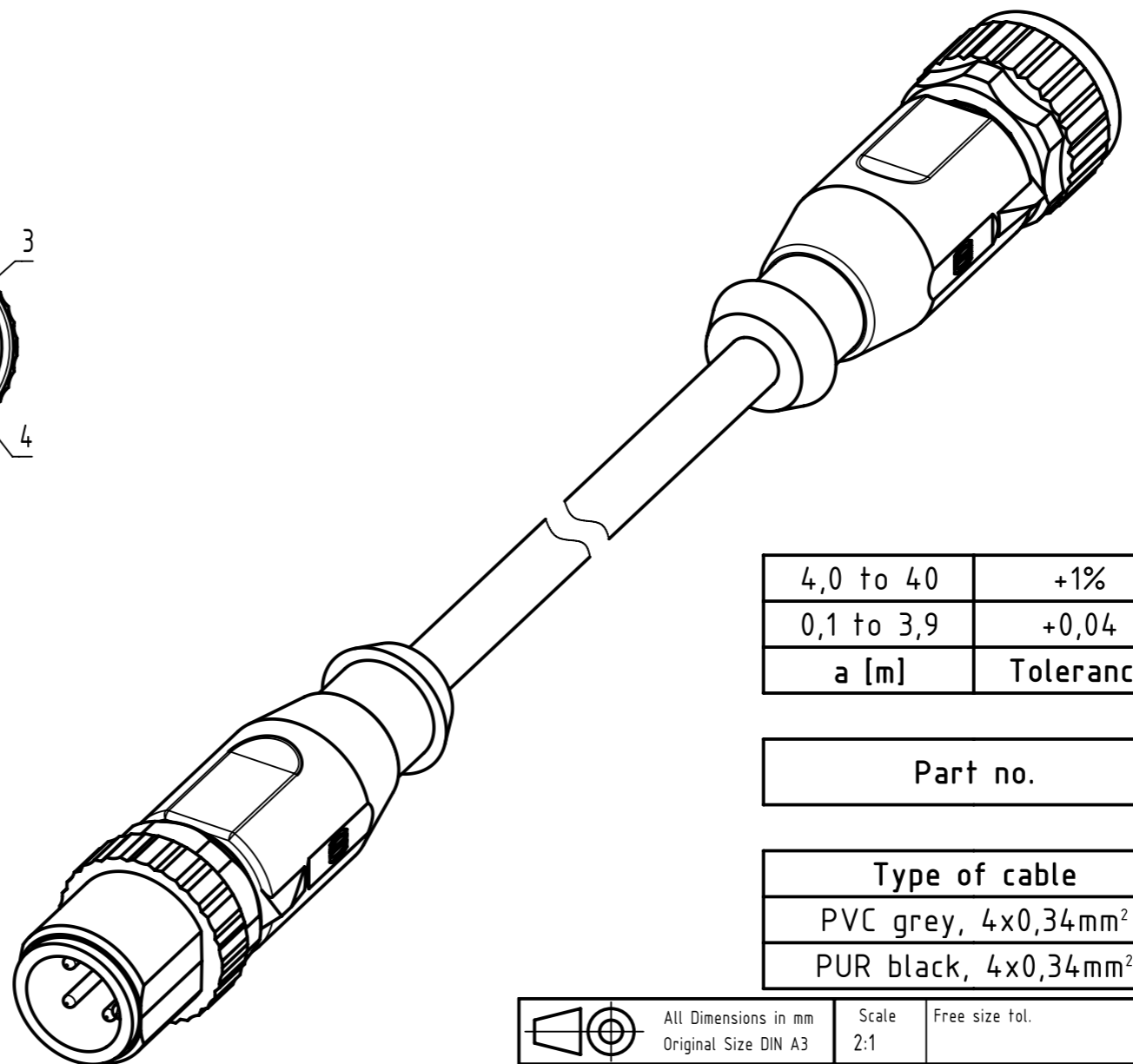
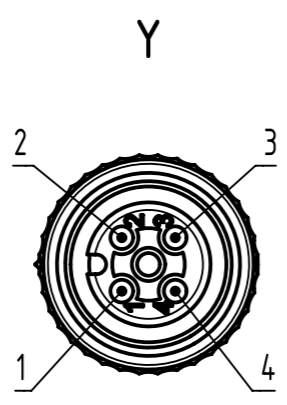


M12 A-coded 4-pole, male straight connector
for technical details see DS 21035001005

M12 A-coded 4-pole, female straight connector
for technical details see DS 21035001004



Loading-Plan:
 1 — brown — 1
 2 — white — 2
 3 — blue — 3
 4 — black — 4



length in "1m" step	40	XXX=400
	39	XXX=390
	.	.
	12	XXX=120
length in "0,1m" step	11	XXX=110
	10	XXX=100
	9,9	XXX=099
	9,8	XXX=098
	.	.
	0,4	XXX=004
	0,3	XXX=003
	0,2	XXX=002
	0,1	XXX=001
Step	a [m]	XXX

4,0 to 40	+1%
0,1 to 3,9	+0,04
a [m]	Tolerance

Part no.	213484854XXXX
----------	---------------

Type of cable	XX
PVC grey, 4x0,34mm ²	XX=84
PUR black, 4x0,34mm ²	XX=91

- Protection level: IP67
 - Temperature range: -25°C ... +80°C

All rights reserved Department EC PD - RO		All Dimensions in mm Original Size DIN A3		Scale 2:1	Free size tol.	Ref. Sub.
HARTING Electronics GmbH D-32339 Espelkamp		Created by POPESCU	Inspected by AVRAM	Standardisation HOFFMANN	Date 2015-12-17	State Final Release
Title M12 A-coded Cable Assembly		Type TB		Number 213484854XXXX		Doc-Key / ECM-Nr. 100578626/UGD/009/C 50000098541
				Rev. C	Page 1/1	