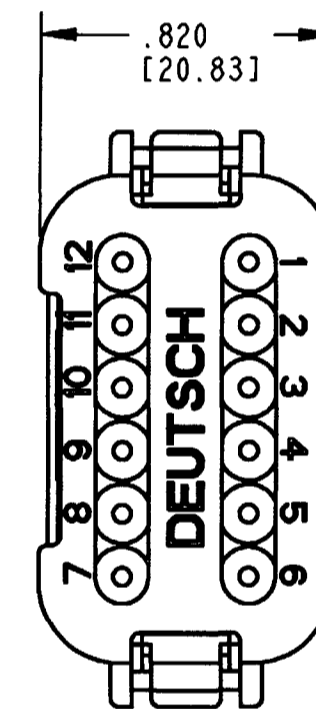
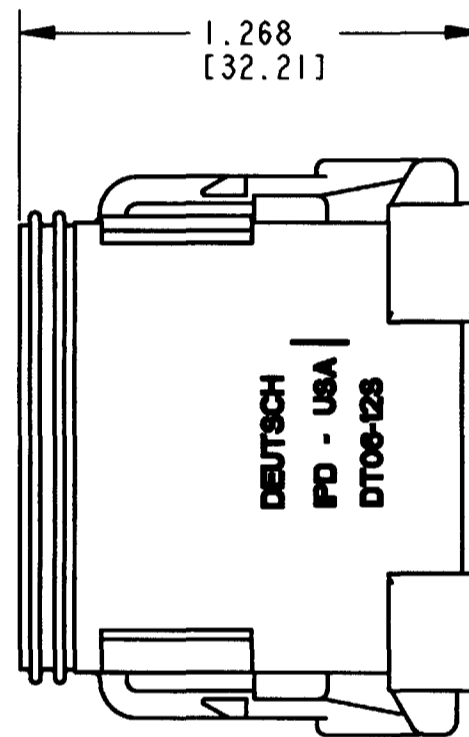
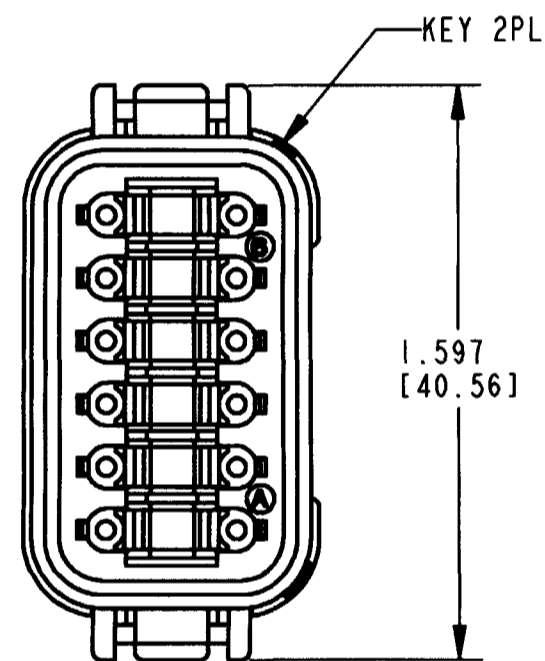


REV
A DT06-12SA-E005

REVISIONS			
SYM	DESCRIPTION	DATE	APPROVED
NC	NEW RELEASE PER E.O. A14645	10/20/94	R.D.R.
A	REVISED PER E.O. P17511	11-16-01	RDR



- 4. THIS PLUG MATES WITH DT04-12PA-**** (**** = ALL MODIFICATIONS) CONSULT FACTORY FOR MODIFICATIONS.
- 3. FOR CONTACTS AND WIRE PERFORMANCE AND APPLICATION CHARACTERISTICS SEE ENVELOPE DRAWING 0425-015-0000 AND 0425-1017-0000.
- 2. DIMENSIONS ARE ±.025 [.64] UNLESS OTHERWISE SPECIFIED.

NOTES: 1. ALL DIMENSIONS ARE IN INCHES [MILLIMETERS].

SIGNATURE & DATE	
DR	X. SANCHEZ 09NOV01
CHK	Dmex 11/16/01
PE	[Signature] 11/16/01
APPD	[Signature] 11-16-01
SCALE	NONE WT _____

12 WAY PLUG
COLOR: BLACK
-E005 MOD.
DT SERIES

ENVELOPE

CP	MATL CODE
The Deutsch Company DEUTSCH I.P.D. 3850 INDUSTRIAL AVE. HEMET, CALIF. 92545	
B	DT06-12SA-E005
DWG SIZE	CODE 11139 SHEET OF