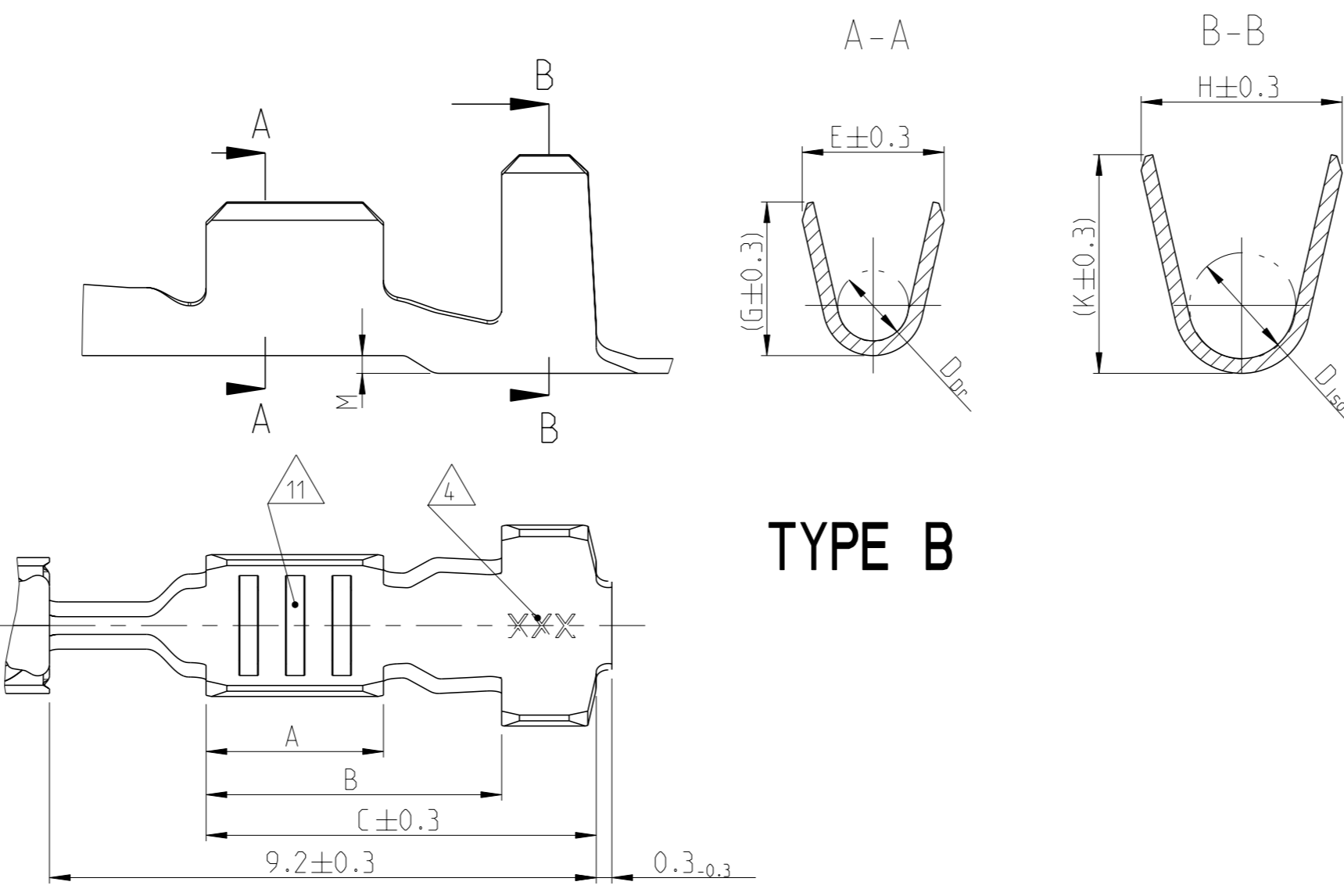
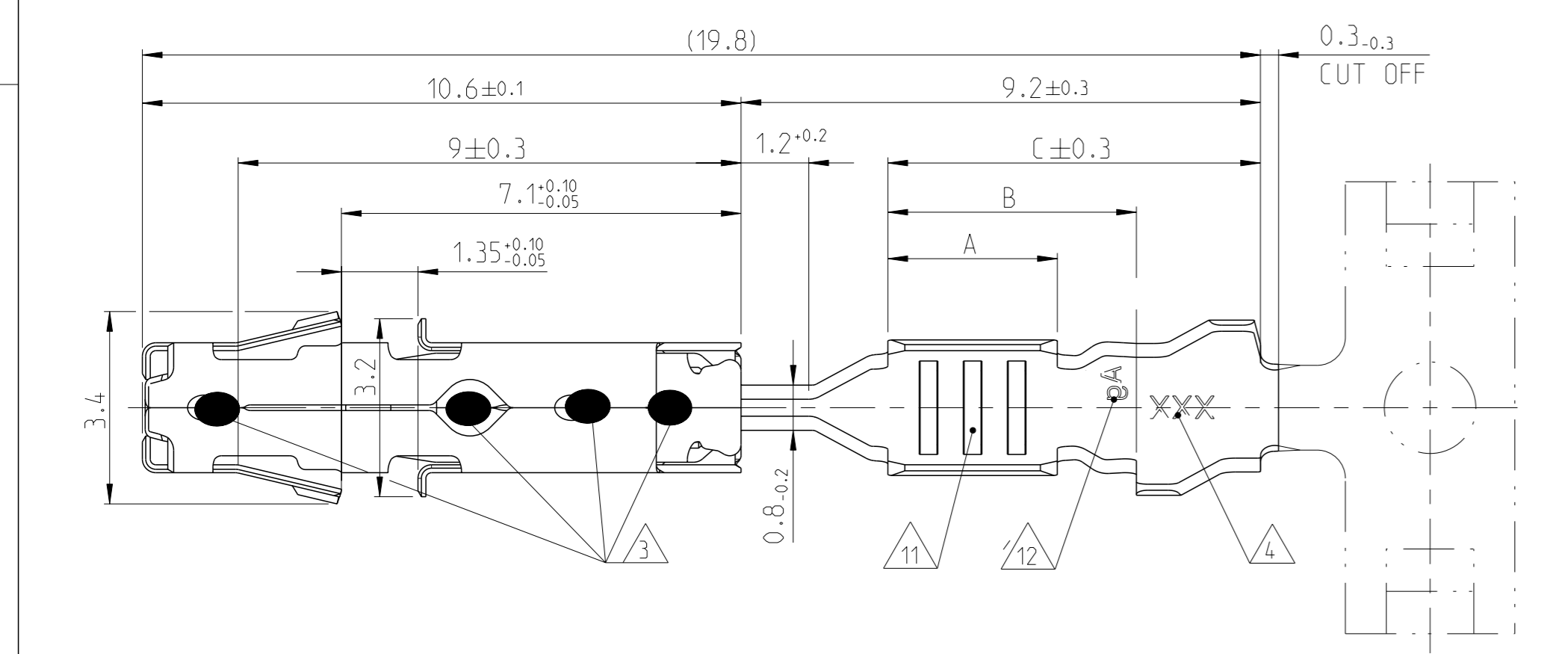
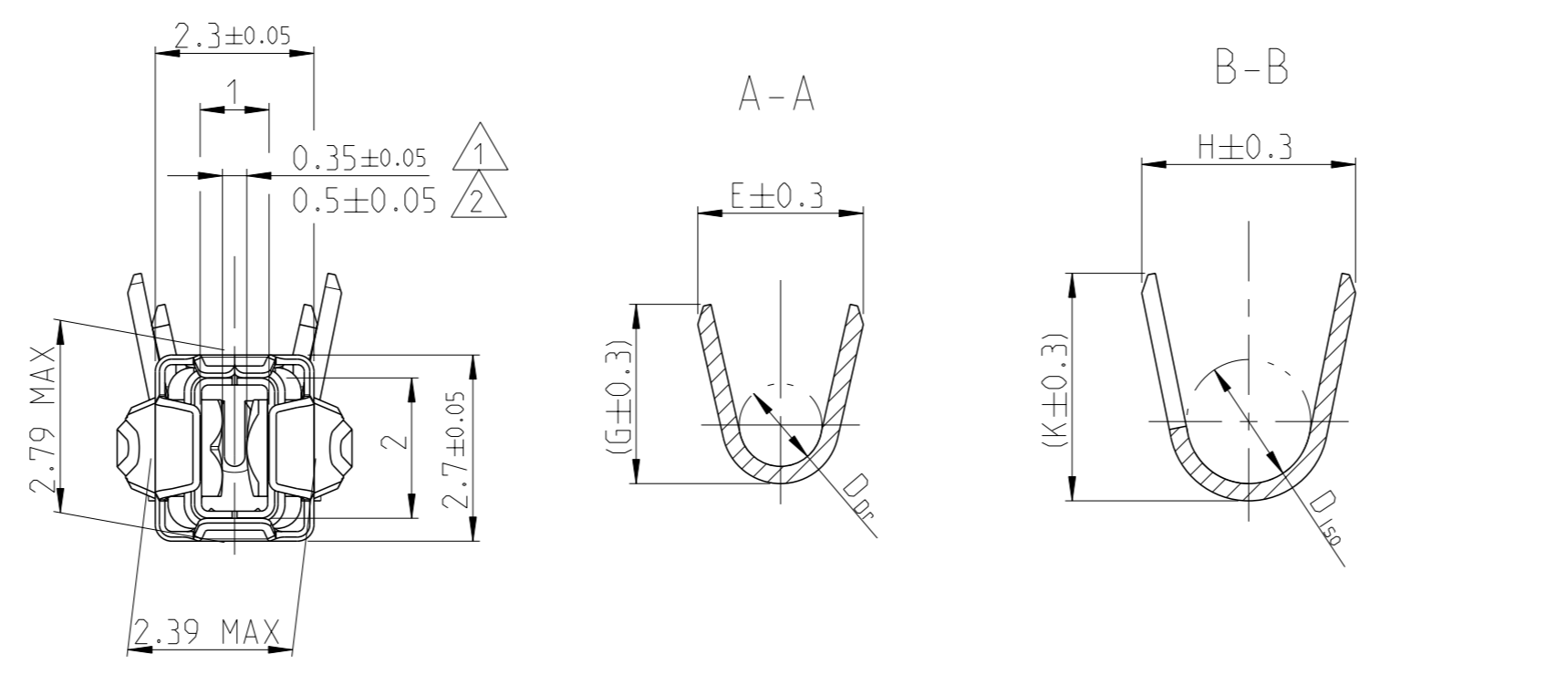
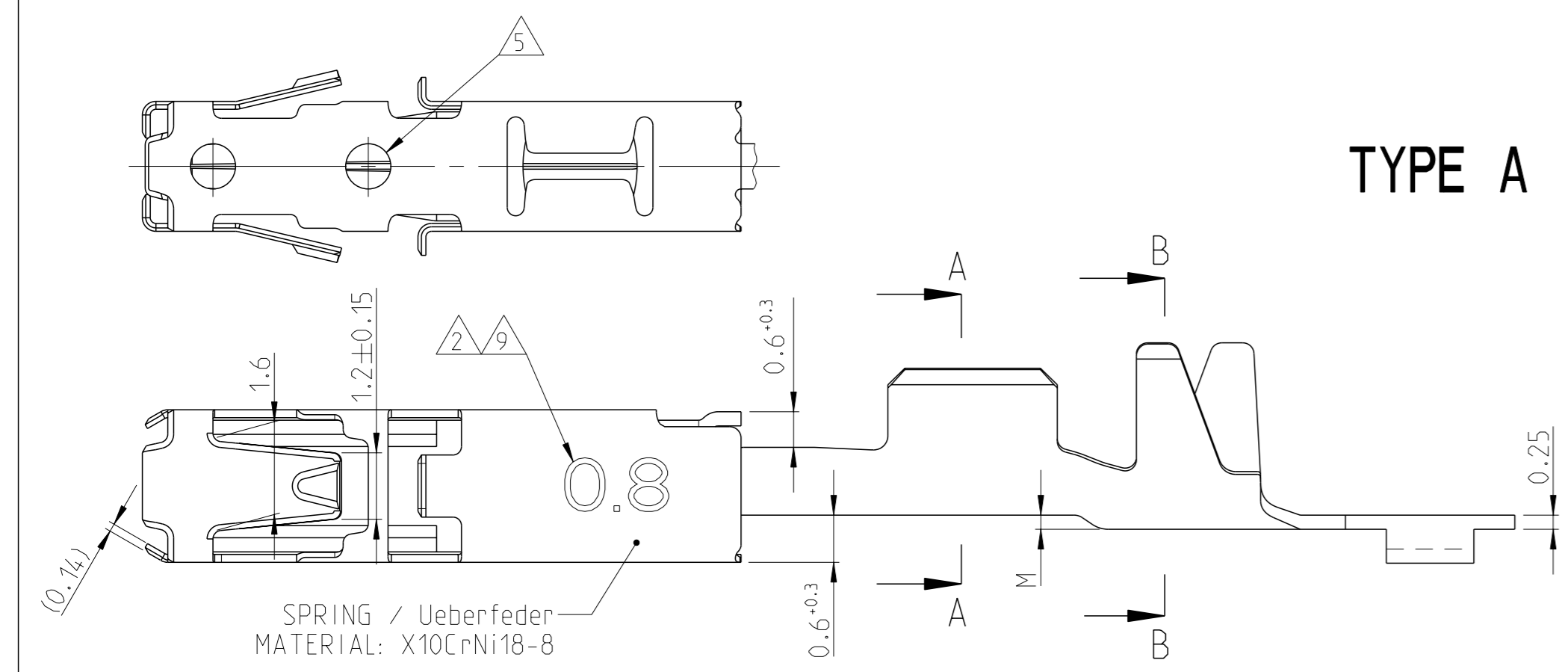
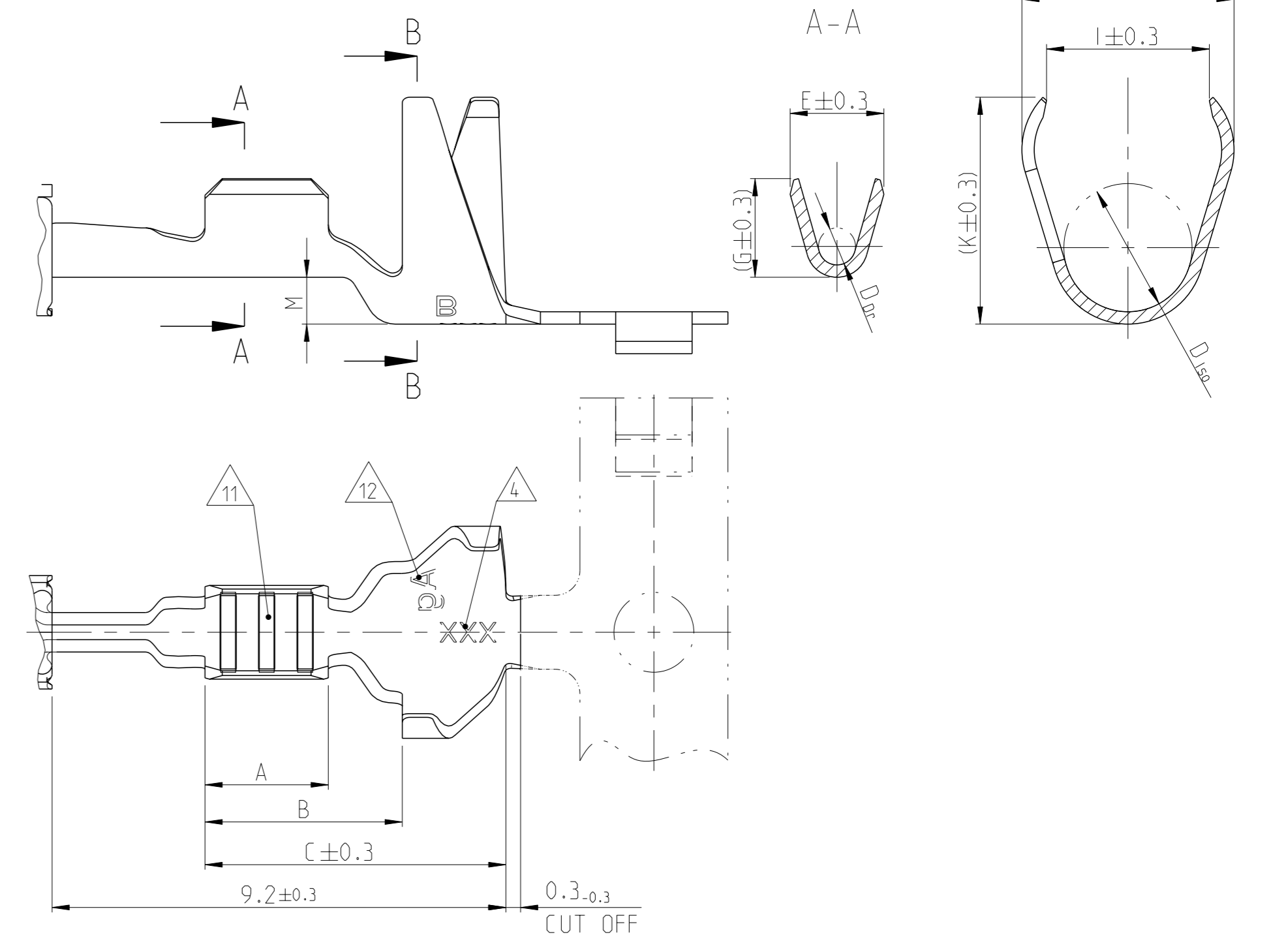


LOC	DIST	REVISIONS			
A1	-	REV	DATE	BY	APPV
B15		Part 1564324-3 and 1564325-3 aktiv.	30JAN2012	Kirs	Mair
B16		Illustration of loose piece parts added.	12MAR2013	Kirs	Mair
B17		LOOSE PIECE PARTS REMOVED. ECR-15-008626	08JUN2015	Abt	Mair
B18		SW S Table remove; Note 7 extended	22APR2016	Abt	Beck



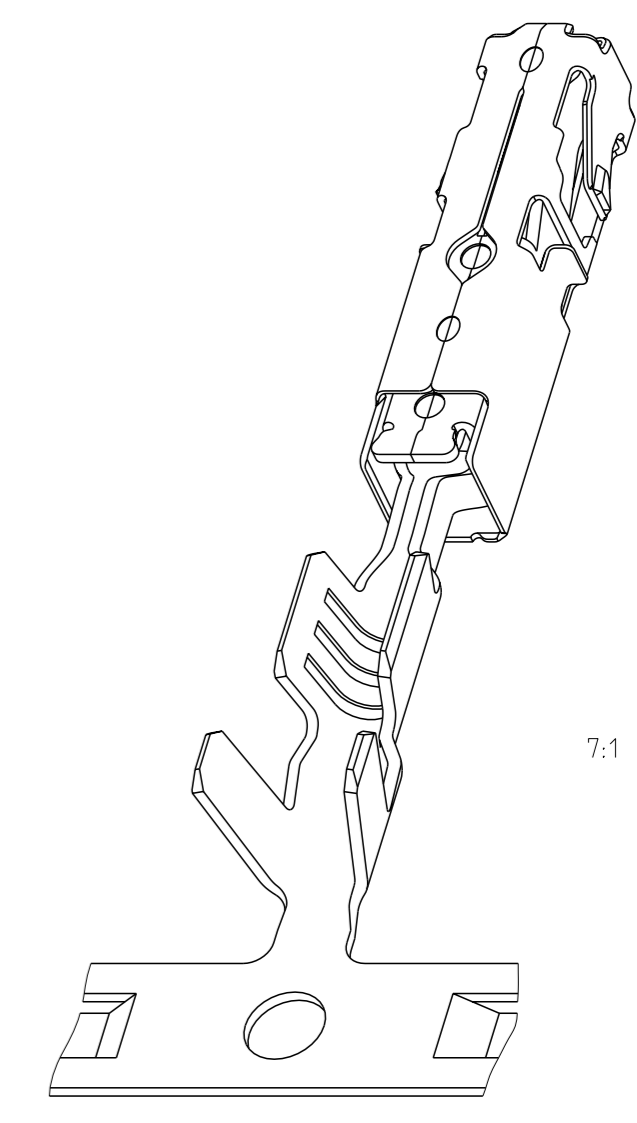
SINGLE WIRE SEALING SYSTEM



ORDER NO. Bestell-Nr.	REV.	TO BE USED ON TAB	WIRE RANGE Drahtgroessenbereich (mm²)	INSULATION DIA Isolations Ø (mm)	MATERIAL Werkstoff	PLATING Ueberzug	LENGTH Laenge	WIRE CRIMP Drahtcrimp	INSUL. CRIMP Isol.-Crimp	FORM OF ISO-CRIMP Form des ISO-Crimp
1718558-1	B	2	×1.0...1.5	2.2...2.4	CuNiSi	TINPLATED vorverzinkt	A = 3.0	E = 2.7 G = (2.9) D _{Dr} = 1.4	H = 4.5 I = 3.6 K = (4.9) D _{ISO} = 2.9 M = 0.9	SINGLE WIRE SEALING SYSTEM Einzeldichtungssystem
1418884-3	B	1			CuNiSi	PRESILVER vorversilbert	B = 4.5 C = 6.6			
1418884-1	B	1			CuNiSi	TINPLATED vorverzinkt				TYPE B
1534162-1	B	2	0.5...1.0	1.4...2.1	CuNiSi	TINPLATED vorverzinkt	A = 3.0 B = 4.5 C = 6.6	E = 2.4 G = (2.6) D _{Dr} = 1.2	H = 4.3 I = 3.3 K = (4.8) D _{ISO} = 2.7 M = 0.9	
1-1241380-2	B				CuNiSi	10 PRESILVER vorversilbert				TYPE A
1241380-3	B	1	0.5...1.0	1.4...2.1	CuNiSi	TINPLATED vorverzinkt	A = 2.5 B = 4.0 C = 6.1	E = 1.9 G = (2.0) D _{Dr} = 0.75	H = 4.3 I = 3.3 K = (4.8) D _{ISO} = 2.6 M = 0.9	
1241380-2	B				CuNiSi	5 TINPLATED vorverzinkt				TYPE A
1241380-1	B	1	0.2...0.35	1.1...1.4	CuNiSi	TINPLATED vorverzinkt	A = 2.5 B = 4.0 C = 6.1	E = 1.8 G = (1.7) D _{Dr} = 0.75	H = 4.3 I = 3.3 K = (4.8) D _{ISO} = 2.6 M = 0.9	
1564324-3	B				CuNiSi	5 PRESILVER vorversilbert				TYPE B
1564324-2	B	1	0.5...1.0	MAX. 2 x 1.6	CuNiSi	TINPLATED vorverzinkt	A = 3.0 B = 5.0 C = 6.6	E = 2.4 G = (2.6) D _{Dr} = 1.2	H = 3.4 K = (3.7) D _{ISO} = 1.8 M = 0.3	
1564324-1	B				CuNiSi	5 TINPLATED vorverzinkt				TYPE A
1534160-1	B	2	0.2...0.35	1.1...1.4	CuNiSi	TINPLATED vorverzinkt	A = 3.2 B = 4.4 C = 6.6	E = 2.7 G = (2.9) D _{Dr} = 1.4	H = 3.9 K = (3.9) D _{ISO} = 1.9 M = 0.2	
1241378-3	B	13			CuNiSi	TINPLATED vorverzinkt				TYPE A
1241378-2	B	13	0.5...1.0	1.4...2.1	CuNiSi	PRESILVER vorversilbert	A = 3.0 B = 4.4 C = 6.6	E = 2.4 G = (2.6) D _{Dr} = 1.2	H = 3.1 K = (3.3) D _{ISO} = 1.8 M = 0.2	
1241378-1	B	13			CuNiSi	5 TINPLATED vorverzinkt				TYPE A
1241374-3	B	2	0.5...1.0	1.4...2.1	CuNiSi	TINPLATED vorverzinkt	A = 3.0 B = 4.4 C = 6.6	E = 2.4 G = (2.6) D _{Dr} = 1.2	H = 3.1 K = (3.3) D _{ISO} = 1.8 M = 0.2	
1241374-2	B				CuNiSi	5 TINPLATED vorverzinkt				TYPE A
1241374-1	B	1	0.5...1.0	1.4...2.1	CuNiSi	PRESILVER vorversilbert	A = 3.0 B = 4.4 C = 6.6	E = 2.4 G = (2.6) D _{Dr} = 1.2	H = 3.1 K = (3.3) D _{ISO} = 1.8 M = 0.2	
1564980-2	B				CuNiSi	5 TINPLATED vorverzinkt				TYPE A
1564980-1	B	1	0.2...0.35	1.1...1.4	CuNiSi	TINPLATED vorverzinkt	A = 2.5 B = 3.7 C = 5.7	E = 1.9 G = (2.0) D _{Dr} = 0.75	H = 2.3 K = (2.3) D _{ISO} = 1.1 M = 0	
1241372-2	B	13			CuNiSi	5 TINPLATED vorverzinkt				TYPE A
1241372-1	B	13	0.2...0.35	1.1...1.4	CuNiSi	TINPLATED vorverzinkt	A = 2.5 B = 3.7 C = 5.7	E = 1.8 G = (1.7) D _{Dr} = 0.75	H = 2.3 K = (2.3) D _{ISO} = 1.1 M = 0	

Bemerkungen NOTES

- 1 Geeignet fuer Flachstecker TO BE USED ON TAB 1.5^{+0.2}_{-0.1} x 0.6^{-0.07}_{-0.03}
- 2 Geeignet fuer Flachstecker TO BE USED ON TAB 1.5^{+0.2}_{-0.1} x 0.8^{-0.07}_{-0.03}
- 3 Laserschweissung LASERWELDED
- 4 Kennung fuer Werkzeug und Revisionsstand DIE-IDENTIFICATION AND REVISION STATUS
- 5 Min. 0.8µm Goldueberzug im Kontaktbereich ueber min. 1.3µm Nickelueberzug; min. 1µm Zinnueberzug im Crimpbereich. Zur Kennzeichnung siehe Loch an der Ueberfeder MIN. 0.8µm GOLDPLATE IN CONTACT AREA OVER MIN. 1.3µm NICKELPLATE; MIN. 1µm TINPLATE IN CRIMP AREA. AS INDEX SEE HOLE AT SPRING
- 6 Fuer Doppel- und Einzelcrimp FOR DOUBLE AND SINGLE CRIMP
- 7 Auswahl der Einzeldichtung entsprechend dem Isolationsdurchmesser nach Verarbeitungsspezifikation 114-18386 SINGLE WIRE SEAL TO BE SELECTED ACCORDING TO INSULATION-DIA ACCORDING TO APPLICATION SPECIFICATION 114-18386
- 8 Zulaessige Strombelastbarkeit siehe Drahtgroesse 1 mm² CURRENT CARRYING CAPABILITY SEE WIRE CROSS SECTION
- 9 Kennzeichnung fuer besonderes Offnungsmass und Tab-Abmessung 0.8mm. SIGNED FOR SPECIAL GAP SIZE AND TAB DIMENSION 0.8mm.
- 10 1.27µm Goldueberzug im Kontaktbereich ueber min. 1.3µm Nickelueberzug; min. 1µm Zinnueberzug im Crimpbereich. Zur Kennzeichnung siehe Loch an der Ueberfeder
- 11 Unterschiedliche Ausfuehrung und Anzahl der Rillen moeglich DIFFERENT FORM AND NUMBER OF THE SERRATION POSSIBLE
- 12 Kennzeichnung mit "Ag" bei Silberueberzug im Kontaktbereich MARKING WITH "Ag" FOR SILVERPLATING IN CONTACT AREA
- 13 1241372 nicht fuer Neuanwendung, wird ersetzt durch 1564980 1241378 nicht fuer Neuanwendung, wird ersetzt durch 1564324 1241372 SUPERSEDED BY PN 1564980 1241378 SUPERSEDED BY PN 1564324.
- 14 Einzelheiten der Ausfuehrung bleiben dem Hersteller uebertassen DETAILS OF DESIGN ARE LEFT TO MANUFACTURER



THIS DRAWING IS A CONTROLLED DOCUMENT.		OWN R. Liebing 27AUG2004	TE Connectivity NAME AMP MCP 1.5K PRODUCT GROUP DRAWING		
DIMENSIONS: mm		CHK A. Mairosler 30JAN2012			
TOLERANCES UNLESS OTHERWISE SPECIFIED: ±0.2		APV M. Reicher 30JAN2012	SIZE 108-18716	CAGE CODE DRAWING NO	RESTRICTED TO
MATERIAL SEE TABLE		FINISH SEE TABLE	114-18386	100779	1 of 1
Customer Drawing		SCALE 10:1	SHEET 1 of 1		