

Feed-through terminal block - UT 6 BU - 3044144

Please be informed that the data shown in this PDF Document is generated from our Online Catalog. Please find the complete data in the user's documentation. Our General Terms of Use for Downloads are valid (<http://phoenixcontact.com/download>)




Feed-through terminal block, Connection method: Screw connection, Cross section: 0.2 mm² - 10 mm², AWG: 24 - 8, Width: 8.2 mm, Color: blue, Mounting type: NS 35/7,5, NS 35/15

Why buy this product

- ✓ The large wiring space enables the connection of solid and stranded conductors without ferrules, even above the nominal cross section
- ✓ As well as saving space, the compact design enables user-friendly wiring in a small amount of space
- ✓ Optimum screwdriver guidance through closed screw shafts
- ✓ The multi-conductor connection offers maximum flexibility and wiring density
- ✓ Tested for railway applications
- ✓ The cable entry funnel enables the use of conductors with ferrules and plastic collars within the nominal cross section



Key Commercial Data

Packing unit	50 pc
Minimum order quantity	50 pc
GTIN	 4 017918 960421
Weight per Piece (excluding packing)	13.83 g
Custom tariff number	85369010
Country of origin	Germany

Technical data

General

Number of levels	1
Number of connections	2
Nominal cross section	6 mm ²
Color	blue
Insulating material	PA
Flammability rating according to UL 94	V0
Area of application	Railway industry

Feed-through terminal block - UT 6 BU - 3044144

Technical data

General

	Mechanical engineering
	Plant engineering
	Process industry
Rated surge voltage	8 kV
Degree of pollution	3
Overvoltage category	III
Insulating material group	I
Connection in acc. with standard	IEC 60947-7-1
Maximum load current	57 A (with 10 mm ² conductor cross section)
Nominal current I _N	41 A
Nominal voltage U _N	1000 V
Open side panel	ja

Dimensions

Width	8.2 mm
End cover width	2.2 mm
Length	47.7 mm
Height NS 35/7,5	47.5 mm
Height NS 35/15	55 mm

Connection data

Connection method	Screw connection
Connection in acc. with standard	IEC 60947-7-1
Note	Note: Product releases, connection cross sections and notes on connecting aluminum cables can be found in the download area.
Conductor cross section solid min.	0.2 mm ²
Conductor cross section solid max.	10 mm ²
Conductor cross section AWG min.	24
Conductor cross section AWG max.	8
Conductor cross section flexible min.	0.2 mm ²
Conductor cross section flexible max.	10 mm ²
Min. AWG conductor cross section, flexible	24
Max. AWG conductor cross section, flexible	8
Conductor cross section flexible, with ferrule without plastic sleeve min.	0.25 mm ²
Conductor cross section flexible, with ferrule without plastic sleeve max.	6 mm ²
Conductor cross section flexible, with ferrule with plastic sleeve min.	0.25 mm ²
Conductor cross section flexible, with ferrule with plastic sleeve max.	6 mm ²
2 conductors with same cross section, solid min.	0.2 mm ²
2 conductors with same cross section, solid max.	2.5 mm ²
2 conductors with same cross section, stranded min.	0.2 mm ²
2 conductors with same cross section, stranded max.	2.5 mm ²

Feed-through terminal block - UT 6 BU - 3044144

Technical data

Connection data

2 conductors with same cross section, stranded, TWIN ferrules with plastic sleeve, min.	0.5 mm ²
2 conductors with same cross section, stranded, TWIN ferrules with plastic sleeve, max.	4 mm ²
2 conductors with same cross section, stranded, ferrules without plastic sleeve, min.	0.25 mm ²
2 conductors with same cross section, stranded, ferrules without plastic sleeve, max.	1.5 mm ²
Connection in acc. with standard	IEC/EN 60079-7
Conductor cross section solid min.	0.2 mm ²
Conductor cross section solid max.	10 mm ²
Conductor cross section AWG min.	24
Conductor cross section AWG max.	8
Conductor cross section flexible min.	0.2 mm ²
Conductor cross section flexible max.	6 mm ²
Stripping length	10 mm
Internal cylindrical gage	A5
Screw thread	M4
Tightening torque, min	1.5 Nm
Tightening torque max	1.8 Nm

Standards and Regulations

Connection in acc. with standard	CSA
	IEC 60947-7-1
Flammability rating according to UL 94	V0

Classifications

eCl@ss

eCl@ss 4.0	27141120
eCl@ss 4.1	27141120
eCl@ss 5.0	27141120
eCl@ss 5.1	27141120
eCl@ss 6.0	27141120
eCl@ss 7.0	27141120
eCl@ss 8.0	27141120
eCl@ss 9.0	27141120

ETIM

ETIM 2.0	EC000897
ETIM 3.0	EC000897
ETIM 4.0	EC000897
ETIM 5.0	EC000897

Feed-through terminal block - UT 6 BU - 3044144

Classifications

UNSPSC

UNSPSC 6.01	30211811
UNSPSC 7.0901	39121410
UNSPSC 11	39121410
UNSPSC 12.01	39121410
UNSPSC 13.2	39121410

Approvals

Approvals

Approvals


CSA / UL Recognized / VDE Gutachten mit Fertigungsüberwachung / cUL Recognized / LR / GL / IECEE CB Scheme / DNV / EAC / EAC / RS / cULus Recognized


Ex Approvals

IECEx / ATEX / UL Recognized / cUL Recognized / EAC Ex / cULus Recognized

Approvals submitted


Approval details


CSA 		
	B	C
mm ² /AWG/kcmil	24-8	24-8
Nominal current I _N	50 A	50 A
Nominal voltage U _N	600 V	600 V

UL Recognized 		
	B	C
mm ² /AWG/kcmil	24-8	24-8
Nominal current I _N	50 A	50 A
Nominal voltage U _N	600 V	600 V

Feed-through terminal block - UT 6 BU - 3044144


Approvals

VDE Gutachten mit Fertigungsüberwachung 	
mm ² /AWG/kcmil	0.2-6
Nominal voltage UN	800 V

cUL Recognized 		
	B	C
mm ² /AWG/kcmil	24-8	24-8
Nominal current IN	50 A	50 A
Nominal voltage UN	600 V	600 V

LR

GL


IECEE CB Scheme 	
mm ² /AWG/kcmil	0.2-6
Nominal voltage UN	800 V

DNV

EAC

EAC

RS

cULus Recognized 
--

Accessories

Accessories

Feed-through terminal block - UT 6 BU - 3044144

Accessories

DIN rail

DIN rail perforated - NS 35/ 7,5 PERF 2000MM - 0801733



DIN rail, material: steel galvanized and passivated with a thick layer, perforated, height 7.5 mm, width 35 mm, length: 2000 mm

DIN rail, unperforated - NS 35/ 7,5 UNPERF 2000MM - 0801681



DIN rail, material: Steel, unperforated, height 7.5 mm, width 35 mm, length: 2 m

DIN rail perforated - NS 35/ 7,5 WH PERF 2000MM - 1204119



DIN rail 35 mm (NS 35)

DIN rail - NS 35/ 7,5 WH UNPERF 2000MM - 1204122



DIN rail 35 mm (NS 35)

DIN rail, unperforated - NS 35/ 7,5 AL UNPERF 2000MM - 0801704



DIN rail, unperforated, Width: 35 mm, Height: 7.5 mm, Length: 2000 mm, Color: silver

Feed-through terminal block - UT 6 BU - 3044144

Accessories

DIN rail perforated - NS 35/ 7,5 ZN PERF 2000MM - 1206421



DIN rail, material: Galvanized, perforated, height 7.5 mm, width 35 mm, length: 2 m

DIN rail, unperforated - NS 35/ 7,5 ZN UNPERF 2000MM - 1206434



DIN rail, material: Galvanized, unperforated, height 7.5 mm, width 35 mm, length: 2 m

DIN rail, unperforated - NS 35/ 7,5 CU UNPERF 2000MM - 0801762



DIN rail, material: Copper, unperforated, height 7.5 mm, width 35 mm, length: 2 m

End cap - NS 35/ 7,5 CAP - 1206560



DIN rail end piece, for DIN rail NS 35/7.5

DIN rail perforated - NS 35/15 PERF 2000MM - 1201730



DIN rail, material: steel galvanized and passivated with a thick layer, perforated, height 15 mm, width 35 mm, length: 2000 mm

Feed-through terminal block - UT 6 BU - 3044144

Accessories

DIN rail, unperforated - NS 35/15 UNPERF 2000MM - 1201714



DIN rail, material: Steel, unperforated, height 15 mm, width 35 mm, length: 2 m

DIN rail perforated - NS 35/15 WH PERF 2000MM - 0806602



DIN rail 35 mm (NS 35)

DIN rail - NS 35/15 WH UNPERF 2000MM - 1204135



DIN rail 35 mm (NS 35)

DIN rail, unperforated - NS 35/15 AL UNPERF 2000MM - 1201756



DIN rail, deep drawn, high profile, unperforated, 1.5 mm thick, material: aluminum, height 15 mm, width 35 mm, length 2000 mm

DIN rail perforated - NS 35/15 ZN PERF 2000MM - 1206599



DIN rail, material: Galvanized, perforated, height 15 mm, width 35 mm, length: 2 m

Feed-through terminal block - UT 6 BU - 3044144

Accessories

DIN rail, unperforated - NS 35/15 ZN UNPERF 2000MM - 1206586



DIN rail, material: Galvanized, unperforated, height 15 mm, width 35 mm, length: 2 m

DIN rail, unperforated - NS 35/15 CU UNPERF 2000MM - 1201895



DIN rail, material: Copper, unperforated, 1.5 mm thick, height 15 mm, width 35 mm, length: 2 m

End cap - NS 35/15 CAP - 1206573



DIN rail end piece, for DIN rail NS 35/15

DIN rail, unperforated - NS 35/15-2,3 UNPERF 2000MM - 1201798



DIN rail, material: Steel, unperforated, 2.3 mm thick, height 15 mm, width 35 mm, length: 2 m

End block

End clamp - CLIPFIX 35 - 3022218



Quick mounting end clamp for NS 35/7,5 DIN rail or NS 35/15 DIN rail, with marking option, width: 9.5 mm, color: gray

Feed-through terminal block - UT 6 BU - 3044144

Accessories

End clamp - CLIPFIX 35-5 - 3022276



Quick mounting end clamp for NS 35/7,5 DIN rail or NS 35/15 DIN rail, with marking option, with parking option for FBS...5, FBS...6, KSS 5, KSS 6, width: 5.15 mm, color: gray

End clamp - E/NS 35 N - 0800886



End clamp, width: 9.5 mm, color: gray

End cover

End cover - D-UT 2,5/10 - 3047028



End cover, Length: 47.7 mm, Width: 2.2 mm, Height: 48.4 mm, Color: gray

End cover - D-UT 2,5/10 BU - 3047235



End cover, Length: 48 mm, Width: 2.2 mm, Height: 48.4 mm, Color: blue

Jumper

Plug-in bridge - FBS 2-8 - 3030284



Plug-in bridge, Length: 29.6 mm, Width: 14.7 mm, Number of positions: 2, Color: red

Feed-through terminal block - UT 6 BU - 3044144

Accessories

Plug-in bridge - FBS 3-8 - 3030297



Plug-in bridge, Number of positions: 3, Color: red

Plug-in bridge - FBS 4-8 - 3030307



Plug-in bridge, Number of positions: 4, Color: red

Plug-in bridge - FBS 5-8 - 3030310



Plug-in bridge, Number of positions: 5, Color: red

Plug-in bridge - FBS 6-8 - 3032470



Plug-in bridge, Number of positions: 6, Color: red

Plug-in bridge - FBS 10-8 - 3030323



Plug-in bridge, Number of positions: 10, Color: red

Feed-through terminal block - UT 6 BU - 3044144

Accessories

Plug-in bridge - FBSR 2-8 - 3033808



Plug-in bridge, Number of positions: 2, Color: red

Plug-in bridge - FBSR 3-8 - 3001597



Plug-in bridge, Number of positions: 3, Color: red

Plug-in bridge - FBSR 4-8 - 3000585



Plug-in bridge, Number of positions: 4, Color: red

Plug-in bridge - FBSR 5-8 - 3033809



Plug-in bridge, Number of positions: 5, Color: red

Plug-in bridge - FBSR 10-8 - 3001599



Plug-in bridge, Number of positions: 10, Color: red

Feed-through terminal block - UT 6 BU - 3044144

Accessories

Plug-in bridge - FBS 2-8 CT - 3033830



Plug-in bridge, Length: 29.6 mm, Width: 14.7 mm, Number of positions: 2, Color: orange

Plug-in bridge - FBS 3-8 CT - 3033831



Plug-in bridge, Number of positions: 3, Color: orange

Plug-in bridge - FBS 4-8 CT - 3033832



Plug-in bridge, Number of positions: 4, Color: orange

Plug-in bridge - FBS 10-8 CT - 3033833



Plug-in bridge, Number of positions: 10, Color: orange

Labeled terminal marker

Zack marker strip - ZB 8 CUS - 0825011



Zack marker strip, can be ordered: Strip, white, labeled according to customer specifications, Mounting type: Snap into tall marker groove, for terminal block width: 8.2 mm, Lettering field: 10.5 x 8.15 mm

Feed-through terminal block - UT 6 BU - 3044144

Accessories

Marker for terminal blocks - UC-TM 8 CUS - 0824597



Marker for terminal blocks, can be ordered: by sheet, white, labeled according to customer specifications, Mounting type: Snap into tall marker groove, for terminal block width: 8.2 mm, Lettering field: 7.6 x 10.5 mm

Marker for terminal blocks - UCT-TM 8 CUS - 0829616



Marker for terminal blocks, can be ordered: by sheet, white, labeled according to customer specifications, Mounting type: Snap into tall marker groove, for terminal block width: 8.2 mm, Lettering field: 7.6 x 10.5 mm

Zack marker strip - ZB 8,LGS:FORTL.ZAHLEN - 1052015



Zack marker strip, Strip, white, labeled, can be labeled with: Plotter, Printed horizontally: Consecutive numbers 1 - 10, 11 - 20, etc. up to 491 - 500, Mounting type: Snap into tall marker groove, for terminal block width: 8.2 mm, Lettering field: 10.5 x 8.15 mm

Zack marker strip - ZB 8,QR:FORTL.ZAHLEN - 1052028



Zack marker strip, Strip, white, labeled, can be labeled with: Plotter, Printed vertically: Consecutive numbers 1 - 10, 11 - 20, etc. up to 91 - 100, Mounting type: Snap into tall marker groove, for terminal block width: 8.2 mm, Lettering field: 10.5 x 8.15 mm

Marker for terminal blocks - ZB 8,LGS:L1-N,PE - 1052413



Marker for terminal blocks, Strip, white, labeled, can be labeled with: Plotter, Horizontal: L1, L2, L3, N, PE, L1, L2, L3, N, PE, Mounting type: Snap into tall marker groove, for terminal block width: 8.2 mm, Lettering field: 10.5 x 8.15 mm

Marker pen

Feed-through terminal block - UT 6 BU - 3044144

Accessories

Marker pen - X-PEN 0,35 - 0811228



Marker pen without ink cartridge, for manual labeling of markers, labeling extremely wipe-proof, line thickness 0.35 mm

Partition plate

Partition plate - ATP-UT - 3047167



Partition plate, Length: 50 mm, Width: 2.2 mm, Height: 48 mm, Color: gray

Spacer plate - DP PS-8 - 3036741



Spacer plate, Length: 22.4 mm, Width: 8.2 mm, Height: 29 mm, Number of positions: 1, Color: red

Planning and marking software

Software - CLIP-PROJECT ADVANCED - 5146040



Multilingual software for easy planning of Phoenix Contact on DIN rails together with the integrated TRABTECH-select software module for planning comprehensive surge protection concepts.

Software - CLIP-PROJECT PROFESSIONAL - 5146053



Multi-lingual software for terminal strip project planning. A marking module allows professional labeling of markers and labels for marking terminal blocks, conductors, cables and devices. The additionally integrated software module TRABTECH-select for planning comprehensive surge protection concepts.

Reducing bridge

Feed-through terminal block - UT 6 BU - 3044144

Accessories

Reducing bridge - RB UT 6-ST(2,5/4) - 3047264



Reducing bridge, Number of positions: 2, Color: red

Reducing bridge - RB UT 6-(2,5/4) - 3047251



Reducing bridge, Number of positions: 2, Color: red

Reducing bridge - RB 16-6 - 3047072



Reducing bridge, Number of positions: 2, Color: red

Screwdriver tools

Screwdriver - SZS 1,0X4,0 VDE - 1205066



Screwdriver, slot-headed, VDE insulated, size: 1.0 x 4.0 x 100 mm, 2-component grip, with non-slip grip

Short-circuit connector

Short-circuit connector - FBSRH 2-8 - 3033802



Short-circuit connector, Number of positions: 2, Color: red

Feed-through terminal block - UT 6 BU - 3044144

Accessories

Short-circuit connector - FBSRH 3-8 - 3033803



Short-circuit connector, Number of positions: 3, Color: red

Short-circuit connector - FBSRH 4-8 - 3033804



Short-circuit connector, Number of positions: 4, Color: red

Terminal marking

Zack marker strip - ZB 8:UNBEDRUCKT - 1052002



Zack marker strip, Strip, white, unlabeled, can be labeled with: Plotter, Mounting type: Snap into tall marker groove, for terminal block width: 8.2 mm, Lettering field: 10.5 x 8.15 mm

Marker for terminal blocks - UC-TM 8 - 0818072



Marker for terminal blocks, Sheet, white, unlabeled, can be labeled with: BLUEMARK CLED, BLUEMARK LED, Plotter, Mounting type: Snap into tall marker groove, for terminal block width: 8.2 mm, Lettering field: 7.6 x 10.5 mm

Marker for terminal blocks - UCT-TM 8 - 0828740



Marker for terminal blocks, Sheet, white, unlabeled, can be labeled with: THERMOMARK CARD, BLUEMARK CLED, BLUEMARK LED, TOPMARK LASER, Mounting type: Snap into tall marker groove, for terminal block width: 8.2 mm, Lettering field: 7.6 x 10.5 mm

Test plug terminal block

Feed-through terminal block - UT 6 BU - 3044144

Accessories

Test plugs - PS-8 - 3031005



Test plugs, Color: red

Test adapter - PS-8/2,3MM RD - 3048564



Test adapter, Color: red

Test socket

Test adapter - PAI-4-N GY - 3032871



4 mm test adapter, for terminal blocks with 5.2 mm, 6.2 mm and 8.2 mm pitch

Test adapter - PAI-4-FIX BU - 3032729



4 mm test adapter, for terminal blocks with 8.2 mm pitch

Test adapter - PAI-4-FIX OG - 3034455



4 mm test adapter, for terminal blocks with 8.2 mm pitch

Feed-through terminal block - UT 6 BU - 3044144

Accessories

Test adapter - PAI-4-FIX YE - 3032745



4 mm test adapter, for terminal blocks with 8.2 mm pitch

Test adapter - PAI-4-FIX RD - 3032732



4 mm test adapter, for terminal blocks with 8.2 mm pitch

Test adapter - PAI-4-FIX GN - 3032758



4 mm test adapter, for terminal blocks with 8.2 mm pitch

Test adapter - PAI-4-FIX BK - 3032774



4 mm test adapter, for terminal blocks with 8.2 mm pitch

Test adapter - PAI-4-FIX GY - 3032790



4 mm test adapter, for terminal blocks with 8.2 mm pitch

Feed-through terminal block - UT 6 BU - 3044144

Accessories

Test adapter - PAI-4-FIX VT - 3032761



4 mm test adapter, for terminal blocks with 8.2 mm pitch

Test adapter - PAI-4-FIX BN - 3032787



4 mm test adapter, for terminal blocks with 8.2 mm pitch

Test adapter - PAIS-4-FIX GY - 3032791



Test adapter, Color: gray

Test adapter - PAIS-4-FIX BK - 3032792



Test adapter, Color: black

Test adapter - PAIS-4-FIX RD - 3032793



Test adapter, Color: red

Warning label printed

Feed-through terminal block - UT 6 BU - 3044144

Accessories


Warning label - WS UT 6 - 3047345

Warning sign for UT terminal blocks



Drawings

Circuit diagram



Phoenix Contact 2016 © - all rights reserved
<http://www.phoenixcontact.com>