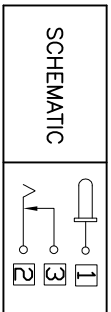
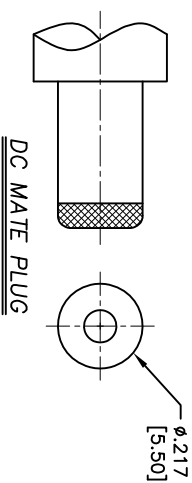
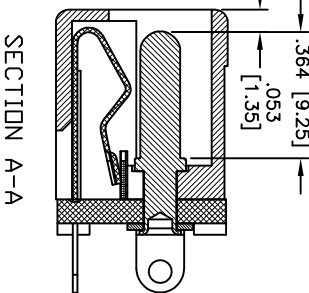
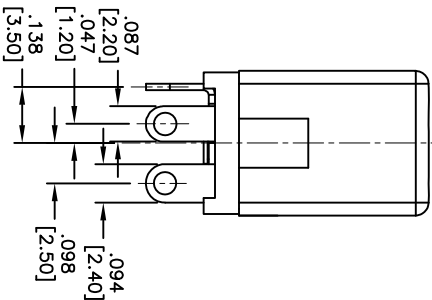
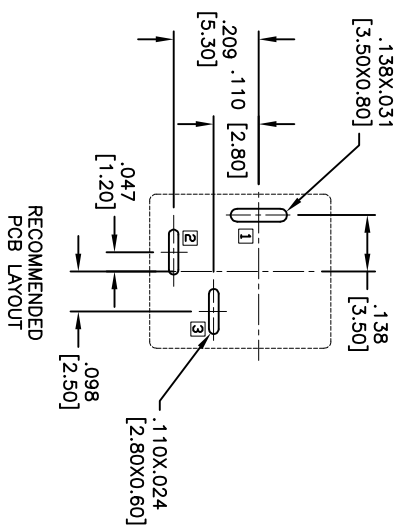
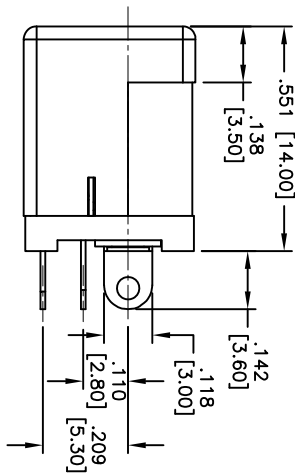
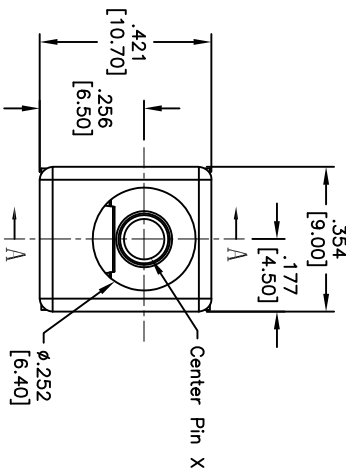


APPROVED: _____

DATE: _____ TITLE: _____

Rev	AWO #	Description	Date	Appr
-		RELEASED	12/10/04	
A		REDESIGNED	8/2/06	
B		UPDATED & CORRECTED DIMENSIONS	11/03/06	
C		REVISED CURRENT RATING	3/20/09	
D		REDRAWN	1/17/12	
E		REVISED DIM.	5/31/12	



PART NO.	CENTER PIN DIA.
ADC-010-1	.079 [2.00]
ADC-010-2	.098 [2.50]
ADC-010-5	.092 [2.35]

SPECIFICATIONS:

Material:

Insulator: PBT, Glass reinforced, rated UL 94V-0
 Insulator color: Black
 Center Pin: Brass, Nickel plated
 Contacts: Copper Alloy
 Plating:
 Silver over Nickel underplate

Electrical:

Operating voltage: 20 VDC max.

Current rating: 3 Amp max.

Contact resistance: 30 mohms max. initial

Insulation resistance: 100 Mohms min.

Dielectric withstanding voltage: 500 VAC for 1 minute

Temperature Rating:

Operating temperature: -20°C to +70°C

Environmental:

Lead free, RoHS compliant



ADAM TECH

909 Rahway Avenue, Union, NJ 07083
 Phone: 908-687-5000 Fax: 908-687-5710

DC POWER JACK

UNLESS OTHERWISE SPECIFIED ALL DIMENSIONS ARE INCHES [MM]	
TOLERANCES: EXCEPT AS NOTED	
INCHES	HOLES
.X ± .10	± .10
.XX ± .020	± .015
.XXX ± .015	± .010
APPROVALS	DATE
DRAWN SS	10/4/04
CHECKED	
APPROVED	

TITLE		SIZE	PART NO.	REV.
DC POWER JACK		X	ADC-010-X	E
REF:	S0002C	SCALE:	NTS	SHEET 1 OF 1