

# Printed-circuit board connector - MC 1,5/ 2-ST-3,81 - 1803578

Please be informed that the data shown in this PDF Document is generated from our Online Catalog. Please find the complete data in the user's documentation. Our General Terms of Use for Downloads are valid (<http://phoenixcontact.com/download>)

Plug component, Nominal current: 8 A, Rated voltage (III/2): 160 V, Number of positions: 2, Pitch: 3.81 mm, Connection method: Screw connection, Color: green, Contact surface: Tin




The figure shows a 10-position version of the product

## Why buy this product

- Well-known connection principle allows worldwide use
- Low temperature rise, thanks to maximum contact force
- Allows connection of two conductors



## Key Commercial Data

Packing unit	250 pc
GTIN	 4 017918 045883
Weight per Piece (excluding packing)	1.5 g
Custom tariff number	85366990
Country of origin	Germany

## Technical data

### Dimensions

Length	16.1 mm
Height	11.1 mm
Width	8.41 mm
Pitch	3.81 mm
Dimension a	3.81 mm

### General

Range of articles	MC 1,5/...-ST
Insulating material group	I
Rated surge voltage (III/3)	2.5 kV
Rated surge voltage (III/2)	2.5 kV
Rated surge voltage (II/2)	2.5 kV

# Printed-circuit board connector - MC 1,5/ 2-ST-3,81 - 1803578

## Technical data

### General

Rated voltage (III/3)	160 V
Rated voltage (III/2)	160 V
Rated voltage (II/2)	320 V
Connection in acc. with standard	EN-VDE
Nominal current $I_N$	8 A
Nominal cross section	1.5 mm <sup>2</sup>
Maximum load current	8 A (with 1.5 mm <sup>2</sup> conductor cross section)
Insulating material	PA
Flammability rating according to UL 94	V0
Internal cylindrical gage	A1
Stripping length	7 mm
Number of positions	2
Screw thread	M2
Tightening torque, min	0.22 Nm
Tightening torque max	0.25 Nm

### Connection data

Conductor cross section solid min.	0.14 mm <sup>2</sup>
Conductor cross section solid max.	1.5 mm <sup>2</sup>
Conductor cross section flexible min.	0.14 mm <sup>2</sup>
Conductor cross section flexible max.	1.5 mm <sup>2</sup>
Conductor cross section flexible, with ferrule without plastic sleeve min.	0.25 mm <sup>2</sup>
Conductor cross section flexible, with ferrule without plastic sleeve max.	1.5 mm <sup>2</sup>
Conductor cross section flexible, with ferrule with plastic sleeve min.	0.25 mm <sup>2</sup>
Conductor cross section flexible, with ferrule with plastic sleeve max.	0.5 mm <sup>2</sup>
Conductor cross section AWG min.	28
Conductor cross section AWG max.	16
2 conductors with same cross section, solid min.	0.08 mm <sup>2</sup>
2 conductors with same cross section, solid max.	0.5 mm <sup>2</sup>
2 conductors with same cross section, stranded min.	0.08 mm <sup>2</sup>
2 conductors with same cross section, stranded max.	0.75 mm <sup>2</sup>
2 conductors with same cross section, stranded, ferrules without plastic sleeve, min.	0.25 mm <sup>2</sup>
2 conductors with same cross section, stranded, ferrules without plastic sleeve, max.	0.34 mm <sup>2</sup>
2 conductors with same cross section, stranded, TWIN ferrules with plastic sleeve, min.	0.5 mm <sup>2</sup>
2 conductors with same cross section, stranded, TWIN ferrules with plastic sleeve, max.	0.5 mm <sup>2</sup>
Minimum AWG according to UL/CUL	30
Maximum AWG according to UL/CUL	14

### Standards and Regulations

# Printed-circuit board connector - MC 1,5/ 2-ST-3,81 - 1803578

## Technical data

### Standards and Regulations

Connection in acc. with standard	EN-VDE
	CSA
Flammability rating according to UL 94	V0

## Classifications

### eCl@ss

eCl@ss 4.0	272607xx
eCl@ss 4.1	27260701
eCl@ss 5.0	27260701
eCl@ss 5.1	27260701
eCl@ss 6.0	27260704
eCl@ss 7.0	27440402
eCl@ss 8.0	27440309

### ETIM

ETIM 3.0	EC001121
ETIM 4.0	EC002638
ETIM 5.0	EC002638

### UNSPSC

UNSPSC 6.01	30211810
UNSPSC 7.0901	39121409
UNSPSC 11	39121409
UNSPSC 12.01	39121409
UNSPSC 13.2	39121409

## Approvals

### Approvals

---

#### Approvals

CSA / VDE Gutachten mit Fertigungsüberwachung / IECEE CB Scheme / CCA / EAC / cULus Recognized

---

#### Ex Approvals

---


#### Approvals submitted


---


#### Approval details

# Printed-circuit board connector - MC 1,5/ 2-ST-3,81 - 1803578

## Approvals

CSA 		
	B	D
mm <sup>2</sup> /AWG/kcmil	28-16	28-16
Nominal current I <sub>N</sub>	8 A	8 A
Nominal voltage U <sub>N</sub>	300 V	300 V

VDE Gutachten mit Fertigungsüberwachung 	
mm <sup>2</sup> /AWG/kcmil	0.2-1.5
Nominal current I <sub>N</sub>	8 A
Nominal voltage U <sub>N</sub>	160 V

IECEE CB Scheme 	
mm <sup>2</sup> /AWG/kcmil	0.2-1.5
Nominal current I <sub>N</sub>	8 A
Nominal voltage U <sub>N</sub>	160 V

CCA	
mm <sup>2</sup> /AWG/kcmil	0.2-1.5
Nominal current I <sub>N</sub>	8 A
Nominal voltage U <sub>N</sub>	160 V

EAC
-----

cULus Recognized		
	B	D
mm <sup>2</sup> /AWG/kcmil	30-14	30-14
Nominal current I <sub>N</sub>	8 A	8 A
Nominal voltage U <sub>N</sub>	300 V	300 V

## Accessories

Accessories

Bridge

## Printed-circuit board connector - MC 1,5/ 2-ST-3,81 - 1803578

### Accessories

Insertion bridge - EBPL 2-3,81 - 1733495



Insertion bridge for plugs featuring a screw connection with a 3.81 mm pitch

---

### Cable housing

Cable housing - KGG-MC 1,5/ 2 - 1834343



Cable housing, Pitch: 3.81 mm, Number of positions: 2, Dimension a: 10.01 mm, Color: green

---

### Labeled terminal marker

Marker card - SK 3,81/2,8:FORTL.ZAHLEN - 0804109



Marker card, Card, white, labeled, Horizontal: Consecutive numbers 1 - 10, 11 - 20, etc. up to 91 - (99)100, Mounting type: Adhesive, for terminal block width: 3.81 mm, Lettering field: 3.81 x 2.8 mm

---

### Screwdriver tools

Screwdriver - SZS 0,4X2,5 VDE - 1205037



Screwdriver, slot-headed, VDE insulated, size: 0.4 x 2.5 x 80 mm, 2-component grip, with non-slip grip

---

### Additional products

Base strip - MCV 1,5/ 2-G-3,81 P14 THR - 1707007



Header, Nominal current: 8 A, Rated voltage (III/2): 160 V, Number of positions: 2, Pitch: 3.81 mm, Color: black, Contact surface: Tin, Mounting: SMD/THT/THR, User information and design recommendations for through hole reflow technology can be found under "Downloads"

## Printed-circuit board connector - MC 1,5/ 2-ST-3,81 - 1803578

### Accessories

#### Base strip - MCV 1,5/ 2-G-3,81 P26 THR - 1707421



Header, Nominal current: 8 A, Rated voltage (III/2): 160 V, Number of positions: 2, Pitch: 3.81 mm, Color: black, Contact surface: Tin, Mounting: SMD/THT/THR, User information and design recommendations for through hole reflow technology can be found under "Downloads"

#### Header - MCV 1,5/ 2-G-3,81 P26 THRR32 - 1713554



Header, Nominal current: 8 A, Rated voltage (III/2): 160 V, Number of positions: 2, Pitch: 3.81 mm, Color: black, Contact surface: Tin, Mounting: Taped SMD/THT/THR components, User information and design recommendations for through hole reflow technology can be found under "Downloads"

#### Printed-circuit board connector - MC 1,5/ 2-G-3,81 P20 THRR32 - 1782572



Header, Nominal current: 8 A, Rated voltage (III/2): 160 V, Number of positions: 2, Pitch: 3.81 mm, Color: black, Contact surface: Tin, Mounting: SMD/THT/THR

#### Base strip - MC 1,5/ 2-G-3,81 - 1803277



Header, Nominal current: 8 A, Rated voltage (III/2): 160 V, Number of positions: 2, Pitch: 3.81 mm, Color: green, Contact surface: Tin, Mounting: Soldering

#### Base strip - MCV 1,5/ 2-G-3,81 - 1803426



Header, Nominal current: 8 A, Rated voltage (III/2): 160 V, Number of positions: 2, Pitch: 3.81 mm, Color: green, Contact surface: Tin, Mounting: Soldering

## Printed-circuit board connector - MC 1,5/ 2-ST-3,81 - 1803578

### Accessories

#### Base strip - SMC 1,5/ 2-G-3,81 - 1827279



Header, Nominal current: 8 A, Rated voltage (III/2): 160 V, Number of positions: 2, Pitch: 3.81 mm, Color: green, Contact surface: Tin, Mounting: Soldering

#### Base strip - MCD 1,5/ 2-G-3,81 - 1829950




Header, Nominal current: 8 A, Rated voltage (III/2): 160 V, Number of positions: 2, Pitch: 3.81 mm, Color: green, Contact surface: Tin, Mounting: Soldering, In combination with MCV plug components, both an MCVW and an MCVR plug must be used.

#### Base strip - MCDV 1,5/ 2-G-3,81 - 1830402



Header, Nominal current: 8 A, Rated voltage (III/2): 160 V, Number of positions: 2, Pitch: 3.81 mm, Color: green, Contact surface: Tin, Mounting: Soldering, In combination with MCV plug components, both an MCVW and an MCVR plug must be used.

#### Base strip - MCVDU 1,5/ 2-G-3,81 - 1837450



Header, Nominal current: 8 A, Rated voltage (III/2): 160 V, Number of positions: 2, Pitch: 3.81 mm, Color: green, Contact surface: Tin, Mounting: Soldering

#### Base strip - MCD 1,5/ 2-G1-3,81 - 1843075



Header, Nominal current: 8 A, Rated voltage (III/2): 160 V, Number of positions: 2, Pitch: 3.81 mm, Color: green, Contact surface: Tin, Mounting: Soldering, In combination with MCV plug components, both an MCVW and an MCVR plug must be used.

## Printed-circuit board connector - MC 1,5/ 2-ST-3,81 - 1803578

### Accessories

Base strip - MCDV 1,5/ 2-G1-3,81 - 1847725



Header, Nominal current: 8 A, Rated voltage (III/2): 160 V, Number of positions: 2, Pitch: 3.81 mm, Color: green, Contact surface: Tin, Mounting: Soldering, In combination with MCV plug components, both an MCVW and an MCVR plug must be used.

Base strip - EMCV 1,5/ 2-G-3,81 - 1860647



Header, Nominal current: 8 A, Rated voltage (III/2): 160 V, Number of positions: 2, Pitch: 3.81 mm, Color: green, Contact surface: Tin, Mounting: Press-in

Base strip - EMC 1,5/ 2-G-3,81 - 1897801



Header, Nominal current: 8 A, Rated voltage (III/2): 160 V, Number of positions: 2, Pitch: 3.81 mm, Color: green, Contact surface: Tin, Mounting: Press-in

Base strip - MC 1,5/ 2-G-3,81 THT - 1908761



Header, Nominal current: 8 A, Rated voltage (III/2): 160 V, Number of positions: 2, Pitch: 3.81 mm, Color: black, Contact surface: Tin, Mounting: SMD/THT/THR, User information and design recommendations for through hole reflow technology can be found under "Downloads"

Base strip - MC 1,5/ 2-G-3,81 THT-R56 - 1943755



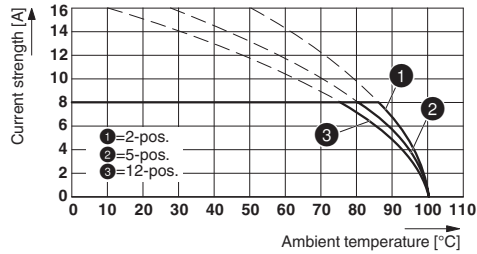
Header, Nominal current: 8 A, Rated voltage (III/2): 160 V, Number of positions: 2, Pitch: 3.81 mm, Color: black, Contact surface: Tin, Mounting: Taped SMD/THT/THR components, User information and design recommendations for through hole reflow technology can be found under "Downloads"

### Drawings



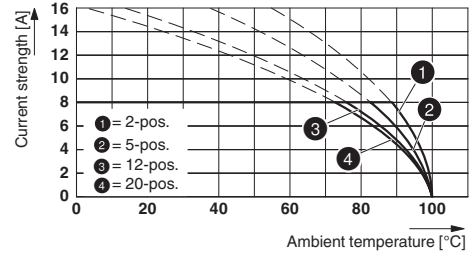
# Printed-circuit board connector - MC 1,5/ 2-ST-3,81 - 1803578

Diagram



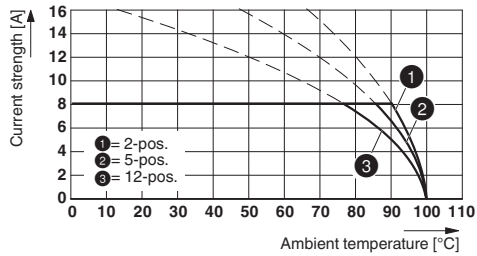
Type: MC 1,5/...-ST-3,81 with MC 1,5/...-G-3,81 THT

Diagram



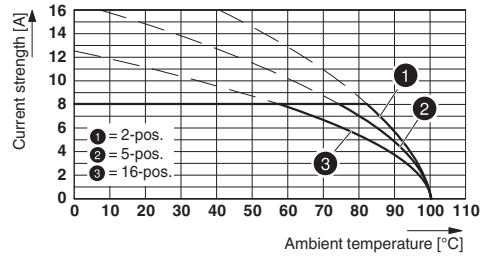
Type: MC 1,5/...-ST-3,81 with MCV 1,5/...-G-3,81

Diagram



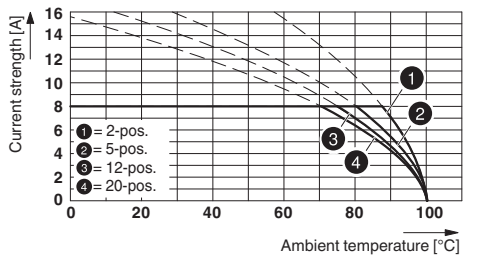
Type: MC 1,5/...-ST-3,81 with MCV 1,5/...-G-3,81 P26 THR

Diagram



Type: MC 1,5/...-ST-3,81 with MCD 1,5/...-G1-3,81

Diagram



Type: MC 1,5/...-ST-3,81 with MC 1,5/...-G-3,81

Dimensional drawing

